

2022 Oklahoma State Fair Equine Empowerment Horse Show

UPDATES AND PATTERNS:

NOTE: A professional photographer will be available to take photos in the arena and/or at the Oklahoma State Fair backdrop in the aisle between Barn 7 warm up arenas and the Performance Arena.

NEW: The coaches/instructors meeting will take place at 6:30 p.m. on Tuesday, September 20. Exact location and time to be confirmed upon arrival.

A few additions to the Competition Guide provided above for this event as well as the patterns for the individual work classes, #01 through #07 inclusive. The Equitation classes will not require pattern work.

- **All riders** are required to have a helmet on their heads **at all times** while mounted.
- No stallions can be used, entered or brought onto the grounds for this event.
- Schooling of horses by the instructors/coaches (ONLY) will be allowed in the Performance Arena on Tuesday p.m. after the completion of the competition taking place in that arena on Tuesday.
- A coaches/instructors meeting will be held at a time after coaches have arrived and/or checked in Tuesday p.m. (no later than 9:00 p.m.) Coaches meeting: one instructor from each center, or coach of individual exhibitor is required to attend coaches meeting. We will do a walk through of the facility for the flow of the show at the end of the meeting.
- The Performance Arena will be available for practice/schooling on Wednesday morning, September 21, prior to the start of the competition and other than when the arena will be worked or trail courses set up.
- Exhibitors not directly associated with a certified therapeutic riding center may enter independently but an additional Participant's Medical History & Physician's Statement document must be completed in entirety within the preceding twelve months and submitted with the other required forms to the Oklahoma State Fair Horse Show administration office for receipt no later than August 15, 2022.
- More than one exhibitor may use the same horse in the individual work classes (#01 - #07) but the multiple use of any single horse in any class must not exceed two times in any single class. Horse usage will follow PATH guidelines.

Oklahoma State Fair
Equine Empowerment Horse Show
Wednesday, September 21, 2022
Class # 01: Trail: Walk/Trot Independent (Level B Division)

1. Start at cone
2. Trot/Jog cones
3. Trot/Jog over both poles
4. Walk into box
5. Turn to the right and walk out of box
6. Trot/Jog to chute
7. Walk into chute and back out
8. Walk over bridge
9. Walk through open gate
10. Halt at cone
11. Salute judge

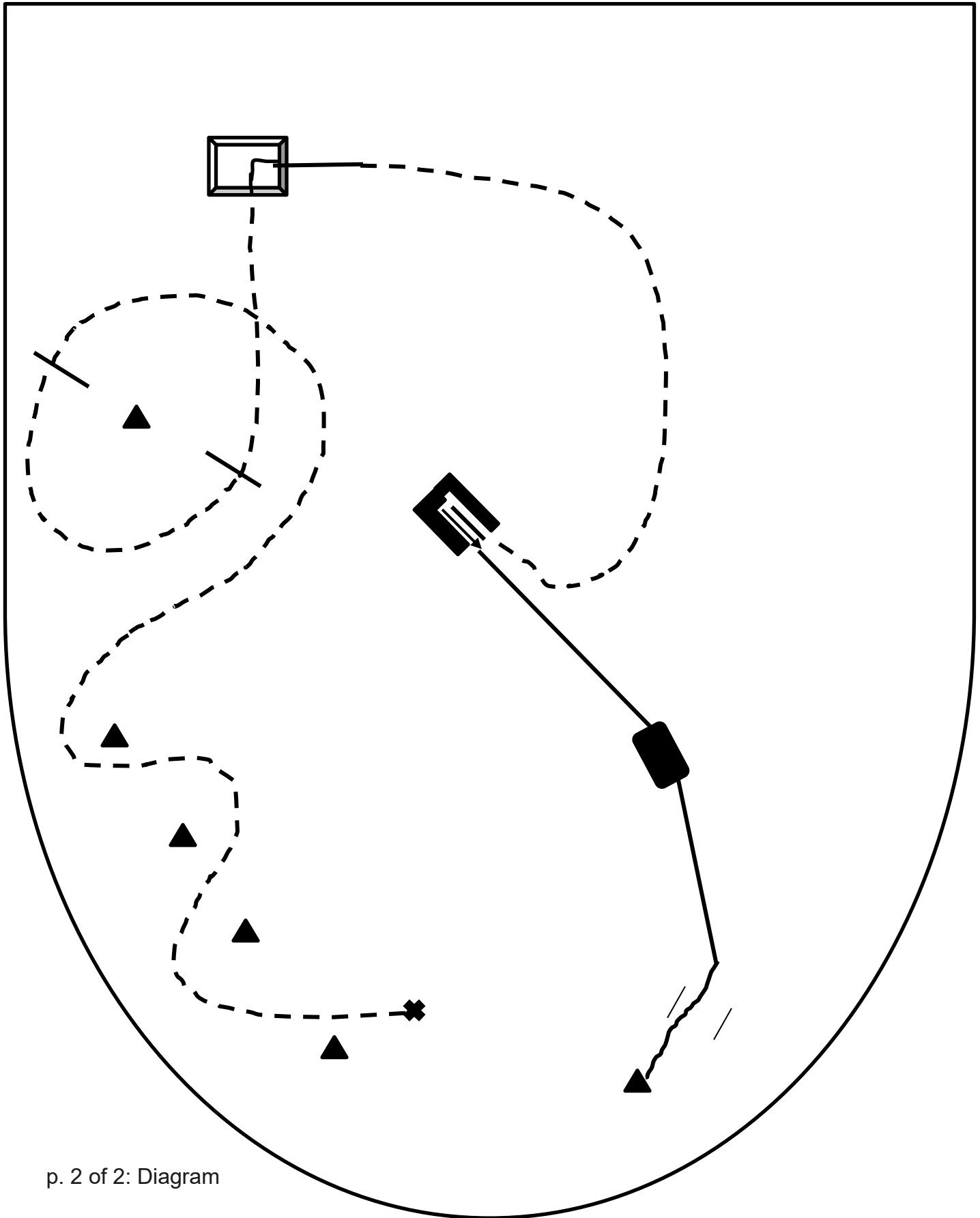
Box -10 feet x 10 feet

Cones - 15 feet apart

Pole - will be 10 feet in Length

Bridge - 6-8 feet long

Oklahoma State Fair
Equine Empowerment Horse Show
Wednesday, September 21, 2022
Class # 01: Trail: Walk/Trot Independent (Level B Division)



Oklahoma State Fair
Equine Empowerment Horse Show
Wednesday, September 21, 2022
Classes # 02: Trail: Walk Only Supported (Level E Division)
AND:
04: Trail Walk Only Independent (Level D Division)

1. Start at cone
2. Walk cones
3. Walk over both poles
4. Walk into box
5. Turn to the right and walk out of box
6. Walk to chute
7. Walk into chute and back out
8. Walk over bridge
9. Walk through open gate
10. Halt at cone
11. Salute judge

Box - 10 feet x 10 feet

Cones - 15 feet apart

Poles - will be 10 feet in length

Bridge - 6-8 feet long

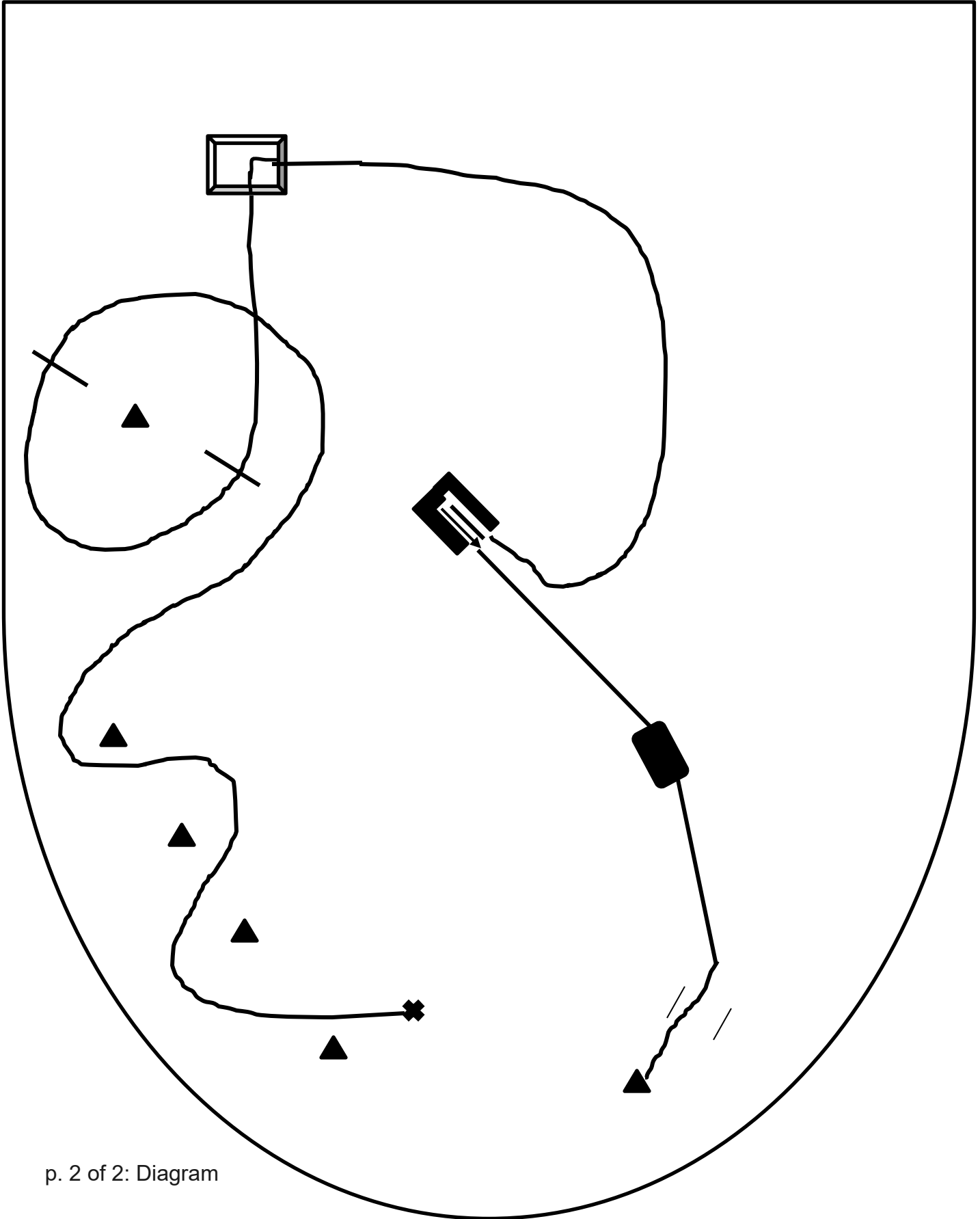
Oklahoma State Fair
Equine Empowerment Horse Show

Wednesday, September 21, 2022

Classes # 02: Trail: Walk Only Supported (Level E Division)

AND:

04: Trail Walk Only Independent (Level D Division)



Oklahoma State Fair
Equine Empowerment Horse Show
Wednesday, September 21, 2022
Class # 03: Trail Walk/Trot/Lope (Level A Division)

1. Start at cone
2. Trot/Jog cones
3. Lope over both poles
4. Walk into box
5. Turn to the right and walk out of box
6. Lope to chute
7. Walk into chute and back out
8. Walk over bridge
9. Walk through open gate
10. Halt at cone
11. Salute judge

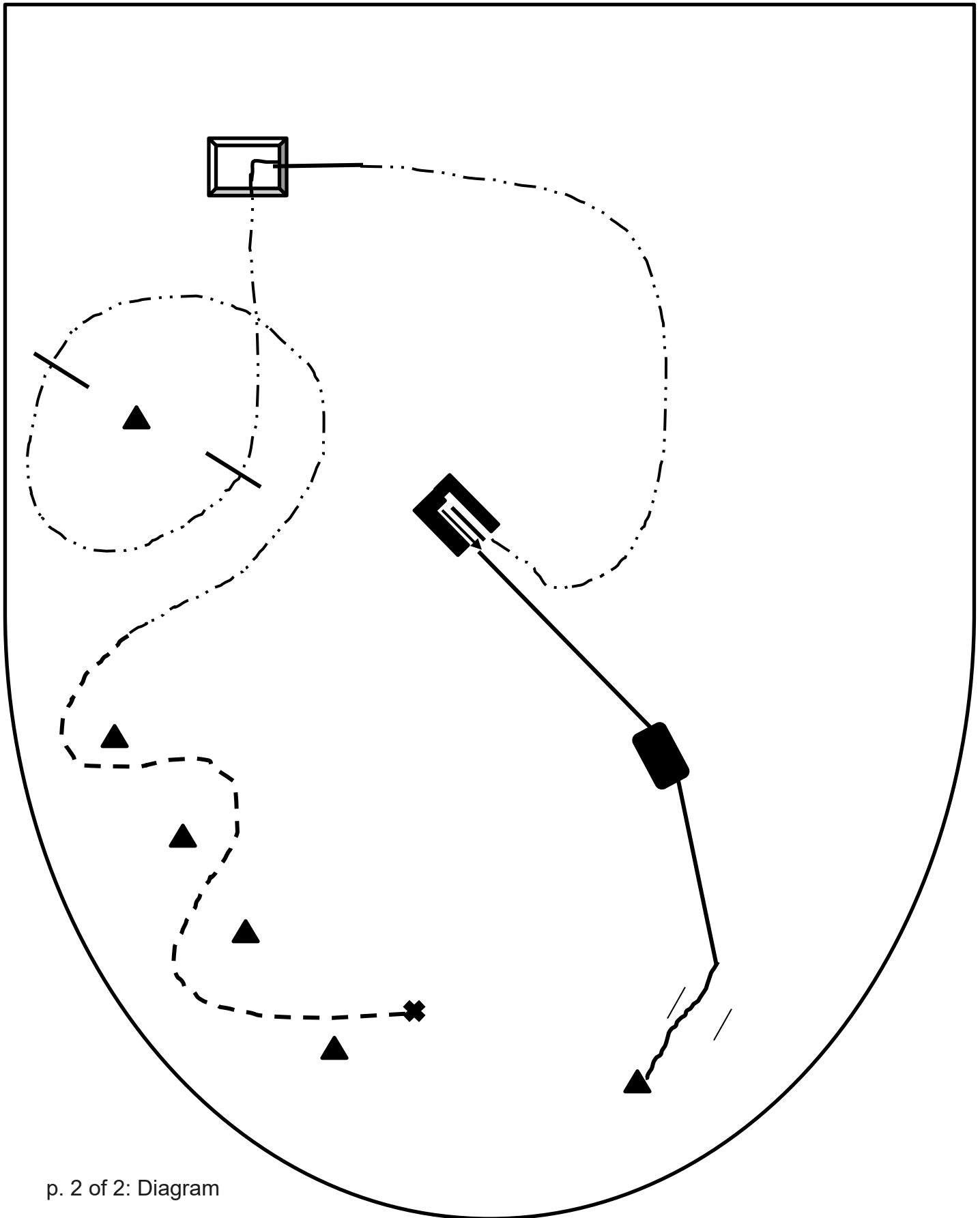
Box - 10 feet x 10 feet

Cones - 15 feet apart

Poles - will be 10 feet in length

Bridge - 6-8 feet long

Oklahoma State Fair
Equine Empowerment Horse Show
Wednesday, September 21, 2022
Class # 03: Trail Walk/Trot/Lope (Level A Division)



Oklahoma State Fair
Equine Empowerment Horse Show
Wednesday, September 21, 2022
Class # 05: Trail Walk/Trot Supported (Level C Division)

1. Start at cone
2. Trot/Jog cones
3. Walk over both poles
4. Walk into box
5. Turn to the right and walk out of box
6. Trot/Jog to chute
7. Walk into chute and back out
8. Walk over bridge
9. Walk through open gate
10. Halt at cone
11. Salute judge

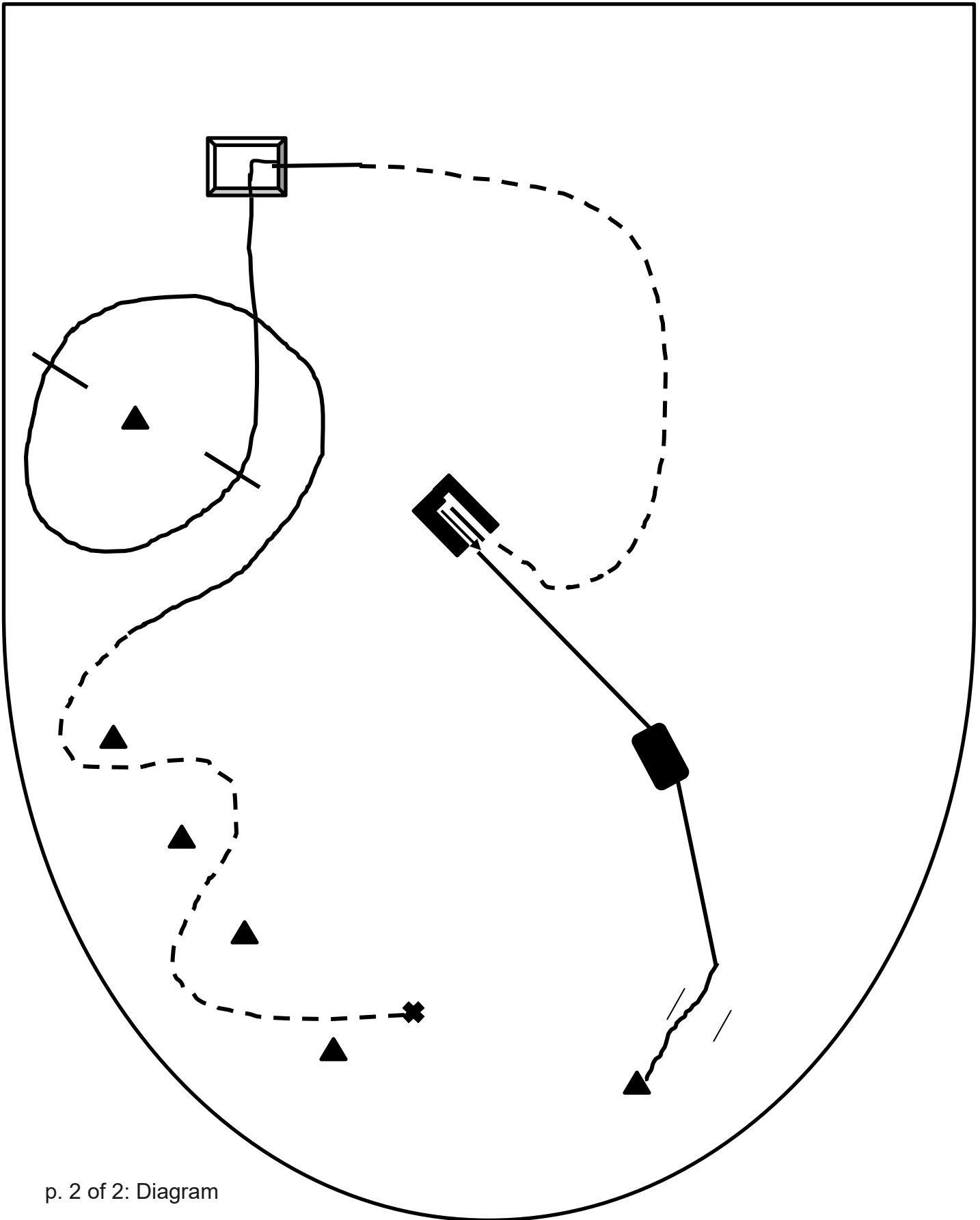
Box - 10 feet x 10 feet

Cones - 15 feet apart

Poles - will be 10 feet in length

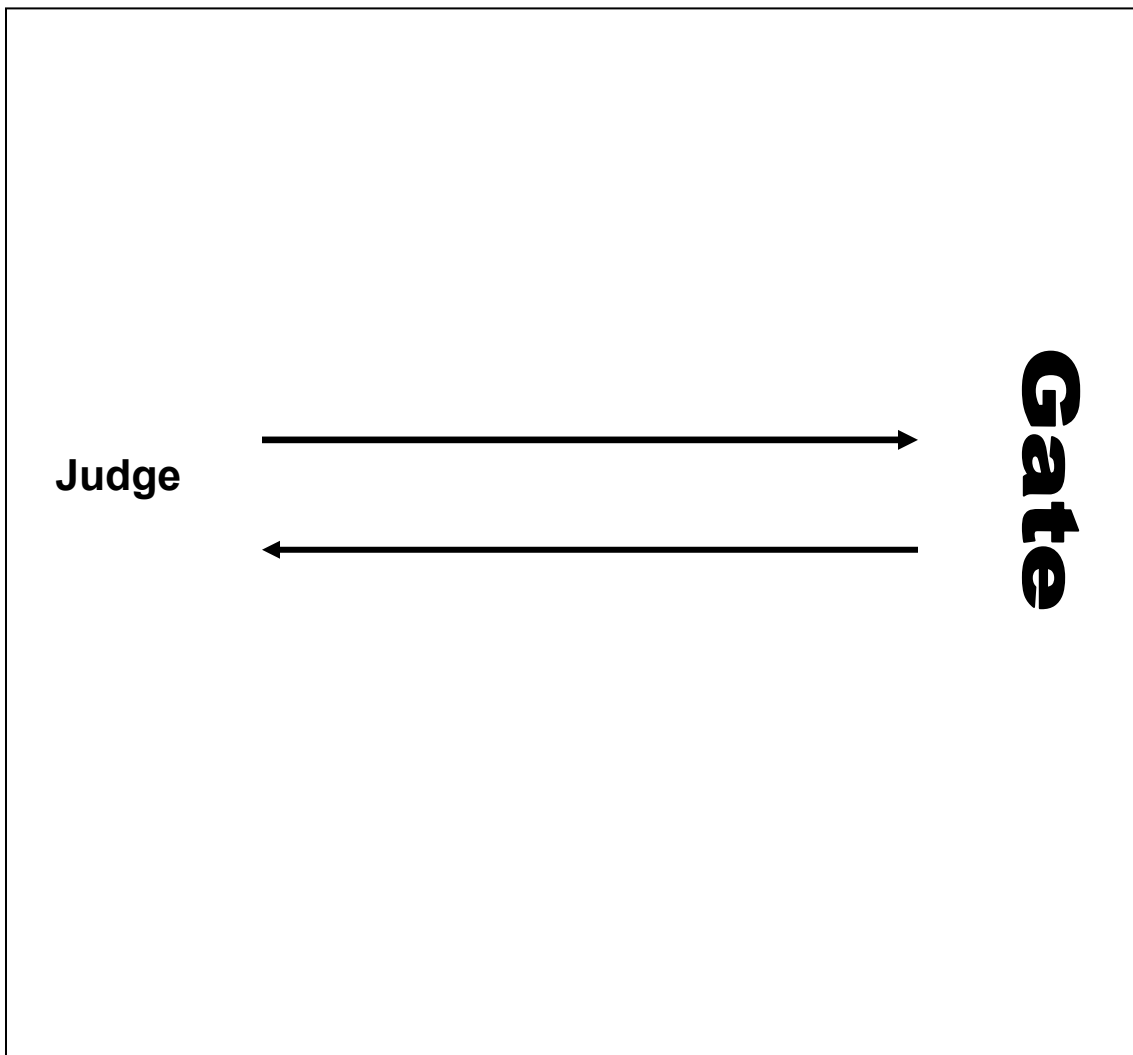
Bridge - 6-8 feet long

Oklahoma State Fair
Equine Empowerment Horse Show
Wednesday, September 21, 2022
Class # 05: Trail Walk/Trot Supported (Level C Division)



Oklahoma State Fair
Equine Empowerment Horse Show
Wednesday, September 21, 2022
Class # 06: Showmanship: Walk Only

From Gate, walk to the judge for inspection
After inspection turn and walk back to gate.



Oklahoma State Fair
Equine Empowerment Horse Show
Wednesday, September 21, 2022
Class # 07: Showmanship: Walk/Trot

From Gate, walk halfway to the judge for inspection.
Perform a 360 degree turn.
Walk to judge and setup for inspection.
After inspection turn and trot back to gate.

