

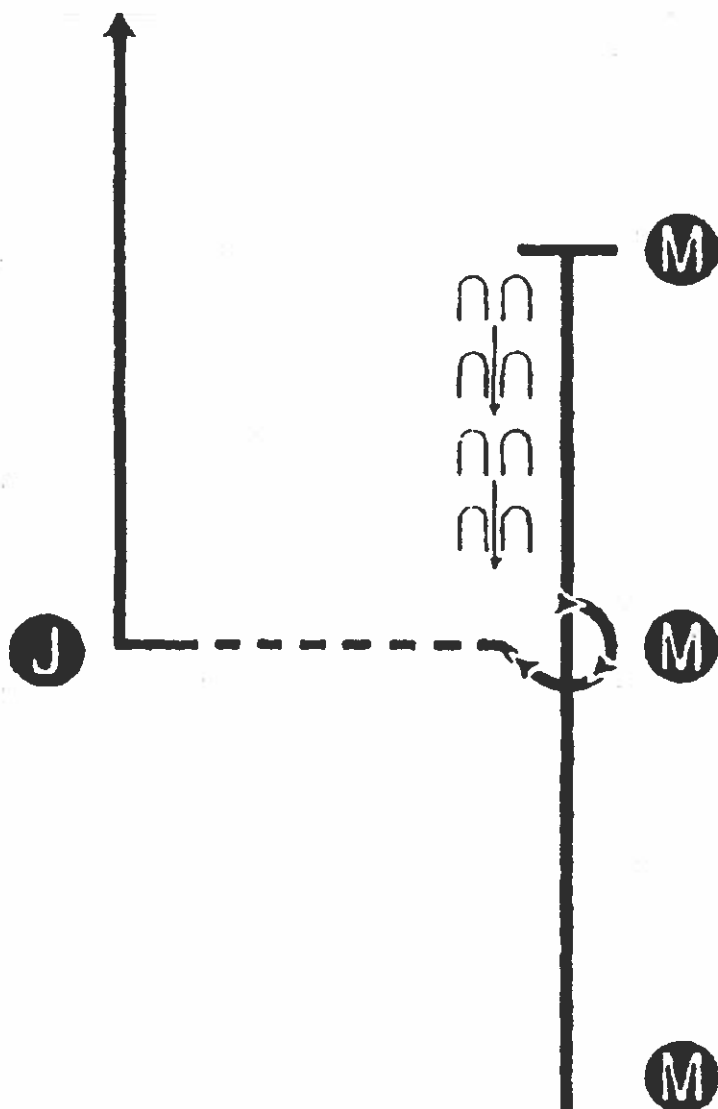
2022 OKLAHOMA STATE FAIR  
 Gypsy, Draft and Drum Horse Show  
 SHOWMANSHIP CLASSES # 33, 34 & 37  
DIAGRAM NOT TO SCALE -



## INSTRUCTIONS

*Be ready at 1st marker*

1. Trot to third marker - stop
2. Back to second marker.
3. Turn 270 degrees - walk to judge - stop
4. Set up for inspection
5. When dismissed - turn 90 degrees and trot out



## LEGEND

————— Trot  
 - - - - - Walk

← ← ← ← ←  
 Back

⊙ J  
 Judge

⊙ M  
 Marker

2022 OKLAHOMA STATE FAIR  
Gypsy, Draft and Drum Horse Show

DIAGRAM NOT TO SCALE -

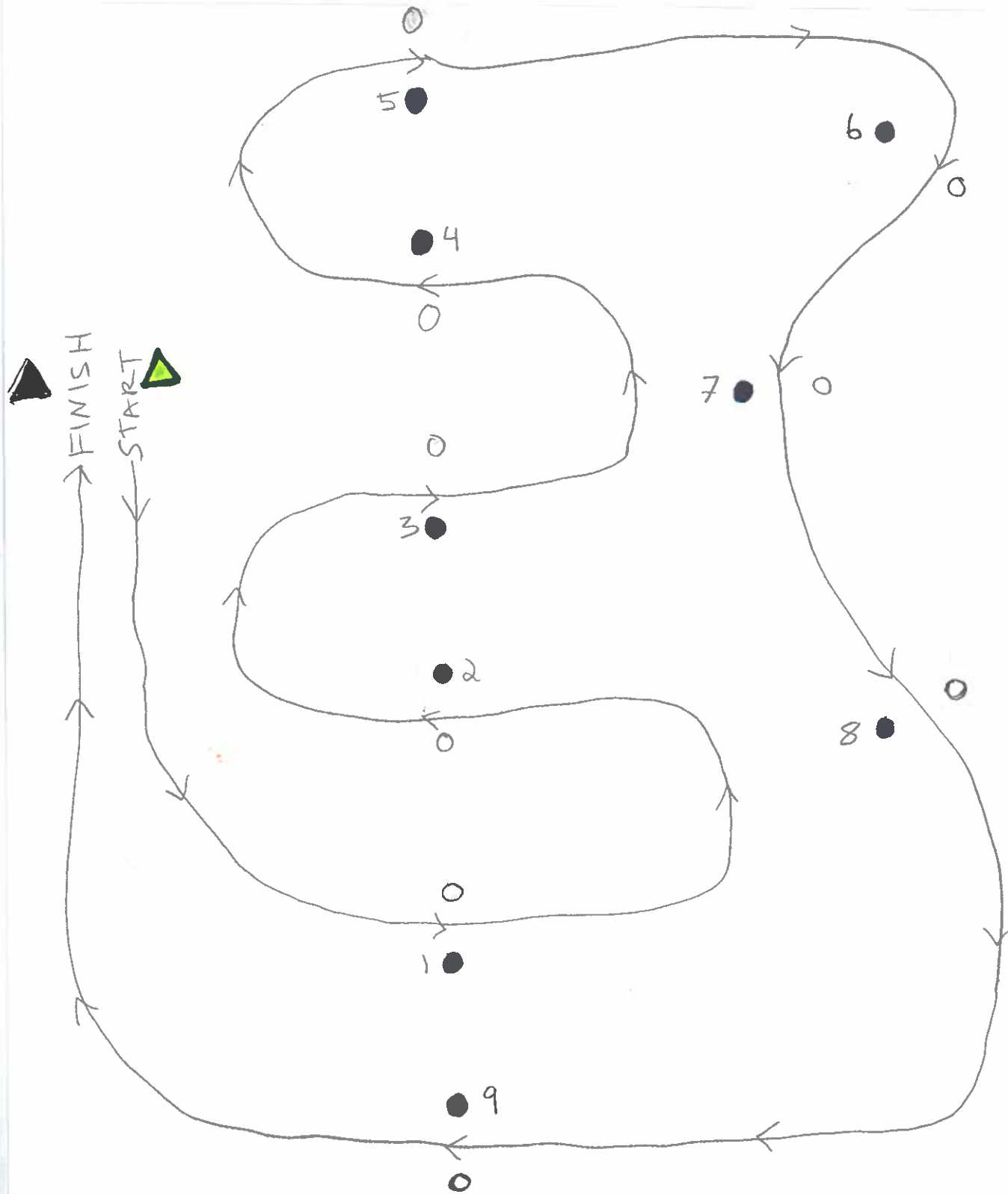
Cones NOT marked per instructions below

Class # 039 Gypsy Open Driving

Obstacle Cones (OSF customized pattern)

Text instructions only: Dark/filled in circles indicate cones to be on your right

Text instructions only: Open/clear/white circles indicate cones to be on your left



**2022 OKLAHOMA STATE FAIR**

**Gypsy, Draft and Drum Horse Show**

**OBSTACLE IN HAND CLASSES**

**051 THROUGH 055 INCLUSIVE.**



**DIAGRAM NOT TO SCALE**

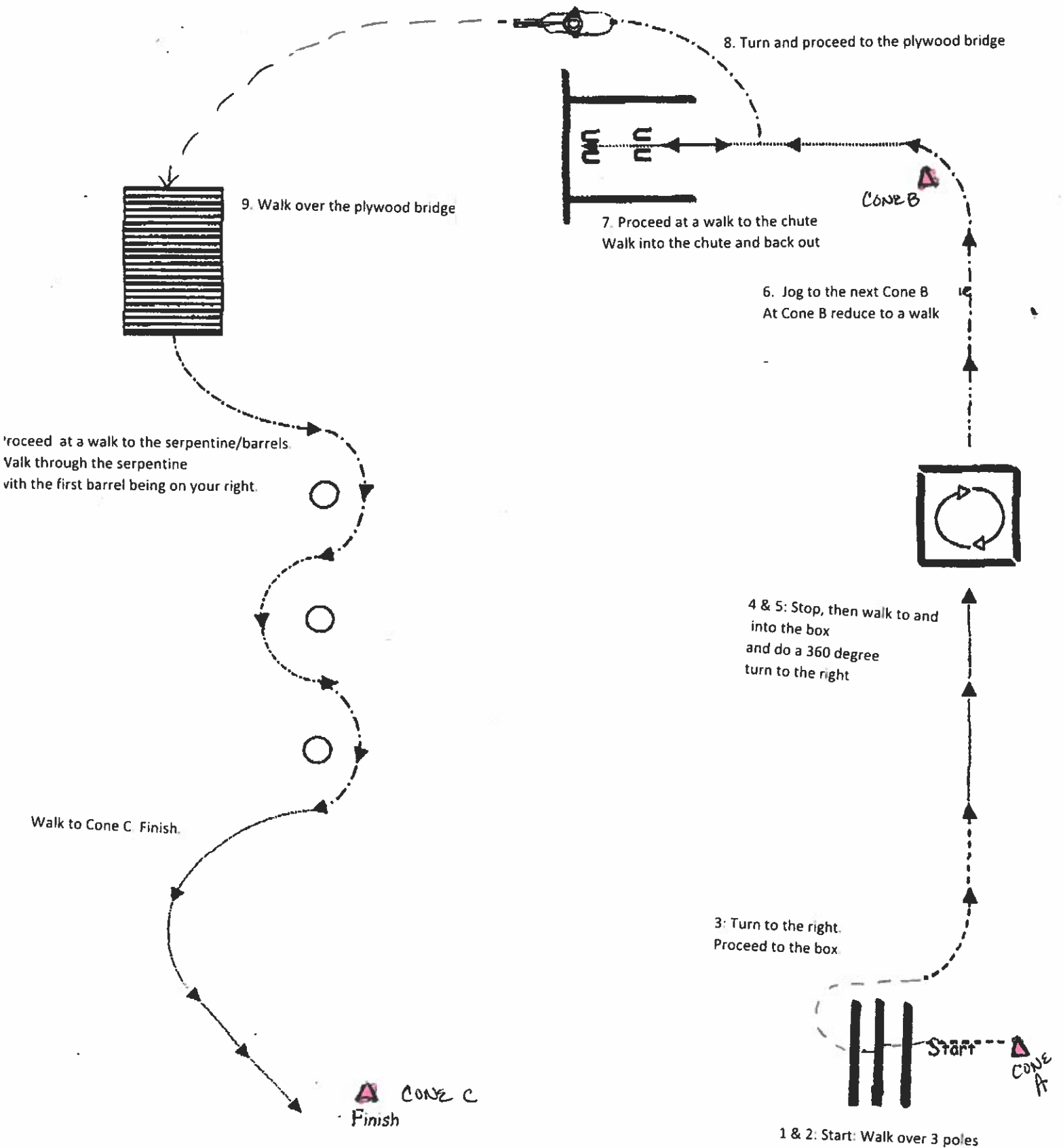
**Text instructions:**

- 1) Start at cone A.
- 2) Proceed to walk over three poles.
- 3) After crossing over all three poles, make turn to the right and proceed at a walk to the box.
- 4) Stop before you enter the box at a walk.
- 5) Walk into the box. Do a 360 degree turn to the right and exit the box.
- 6) Jog to the next cone B. At Cone B reduce to a walk.
- 7) Proceed at a walk to the chute, walk into the chute and back out.
- 8) After backing out of the chute, turn and proceed at a walk to the plywood bridge.
- 9) Cross the plywood bridge at a walk and proceed to the barrels/serpentine.
- 10) Walk through the serpentine.

Proceed to Cone C/finish.

# OKLAHOMA STATE FAIR OBSTACLE CLASSES 051 THROUGH 055 INCLUSIVE.

DIAGRAM NOT TO SCALE



## 2022 OKLAHOMA STATE FAIR

**Gypsy, Draft and Drum Horse Show  
Trail Obstacles Under Saddle (Walk/Jog)  
Classes 056, 058, 060, 062.**



### **DIAGRAM NOT TO SCALE**

Text instructions:

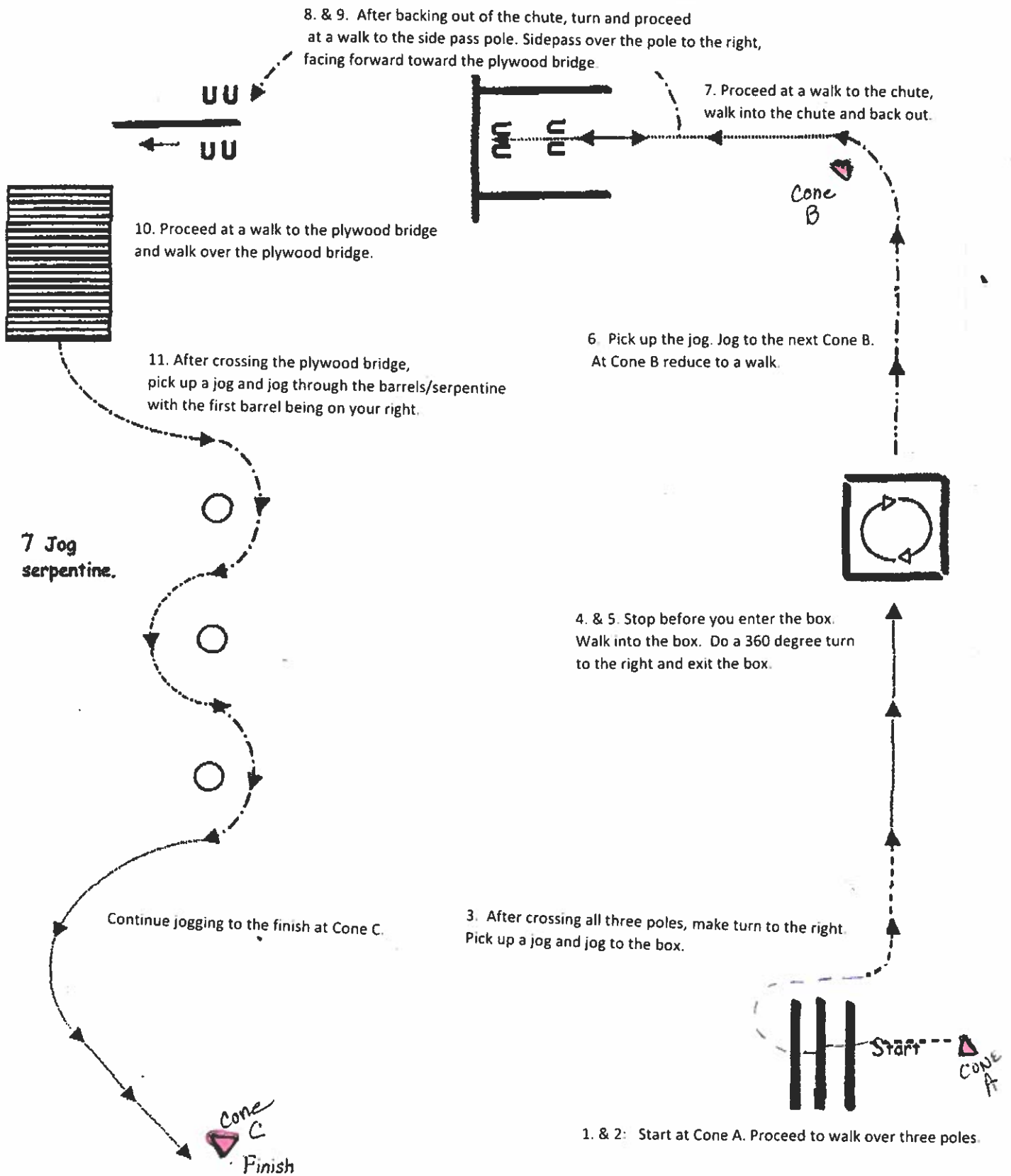
- 1) Start at cone A.
- 2) Proceed to walk over three poles.
- 3) After crossing over all three poles, make turn to the right pick up the jog and jog to the box.
- 4) Stop before you enter the box.
- 5) Walk into the box. Do a 360 degree turn to the right and exit the box.
- 6) Pick up the Jog and Jog to the next cone B. At Cone B reduce to a walk.
- 7) Proceed at a walk to the chute, walk into the chute and back out.
- 8) After backing out of the chute, turn and proceed at a walk to the side pass pole.
- 9) Sidepass over the pole to the right, facing toward the plywood bridge.
- 10) Proceed at a walk to the plywood bridge and walk over the plywood bridge.
- 11) After crossing the plywood bridge, pick up a jog and jog through the barrels/serpentine with the first barrel being on your right.

Continue jogging to Cone C/finish.

OKLAHOMA STATE FAIR GYPSY, DRAFT AND DRUM HORSE SHOW

OBSTACLE/TRAIL CLASSES UNDER SADDLE, WALK/JOG CLASS NUMBERS: 056, 058, 060, 062.

DIAGRAM NOT TO SCALE



## 2022 OKLAHOMA STATE FAIR

**Gypsy, Draft and Drum Horse Show  
Trail Obstacles Under Saddle (Walk/  
Jog/Lope) Classes 057, 059, 061, 063, and 64.**

**DIAGRAM NOT TO SCALE**



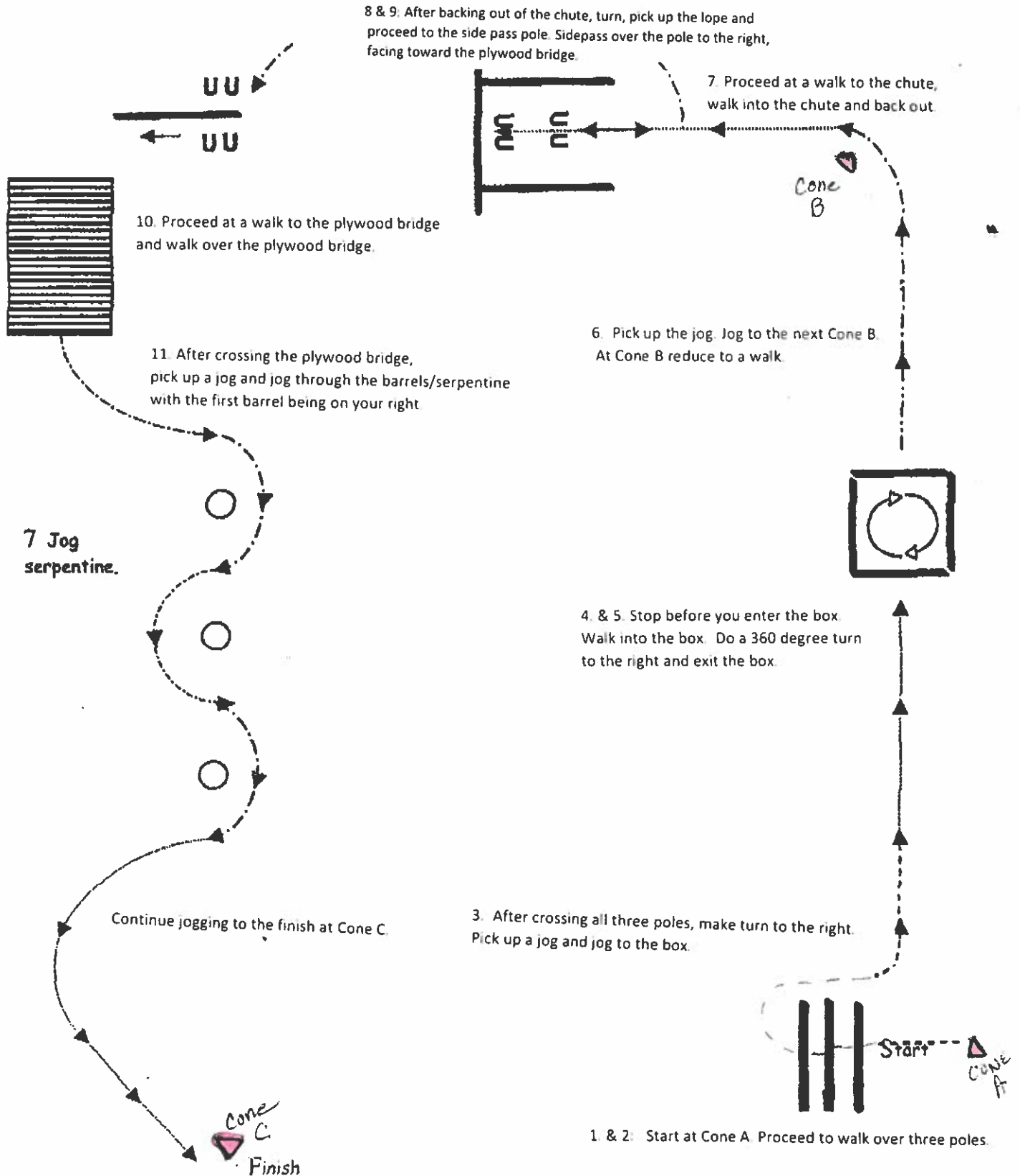
Text instructions:

- 1) Start at cone A.
- 2) Proceed to walk over three poles.
- 3) After crossing over all three poles, make turn to the right pick up the jog and jog to the box.
- 4) Stop before you enter the box.
- 5) Walk into the box. Do a 360 degree turn to the right and exit the box.
- 6) Pick up the jog and jog to the next cone B. At Cone B reduce to a walk.
- 7) Proceed at a walk to the chute, walk into the chute and back out.
- 8) After backing out of the chute, turn, pick up the lope and proceed to the side pass pole.
- 9) Sidepass over the pole to the right, facing toward the plywood bridge.
- 10) Proceed at a walk to the plywood bridge and walk over the plywood bridge.
- 11) After crossing the plywood bridge, pick up a jog and jog through the barrels/serpentine with the first barrel being on your right.

Continue jogging to Cone C/finish.

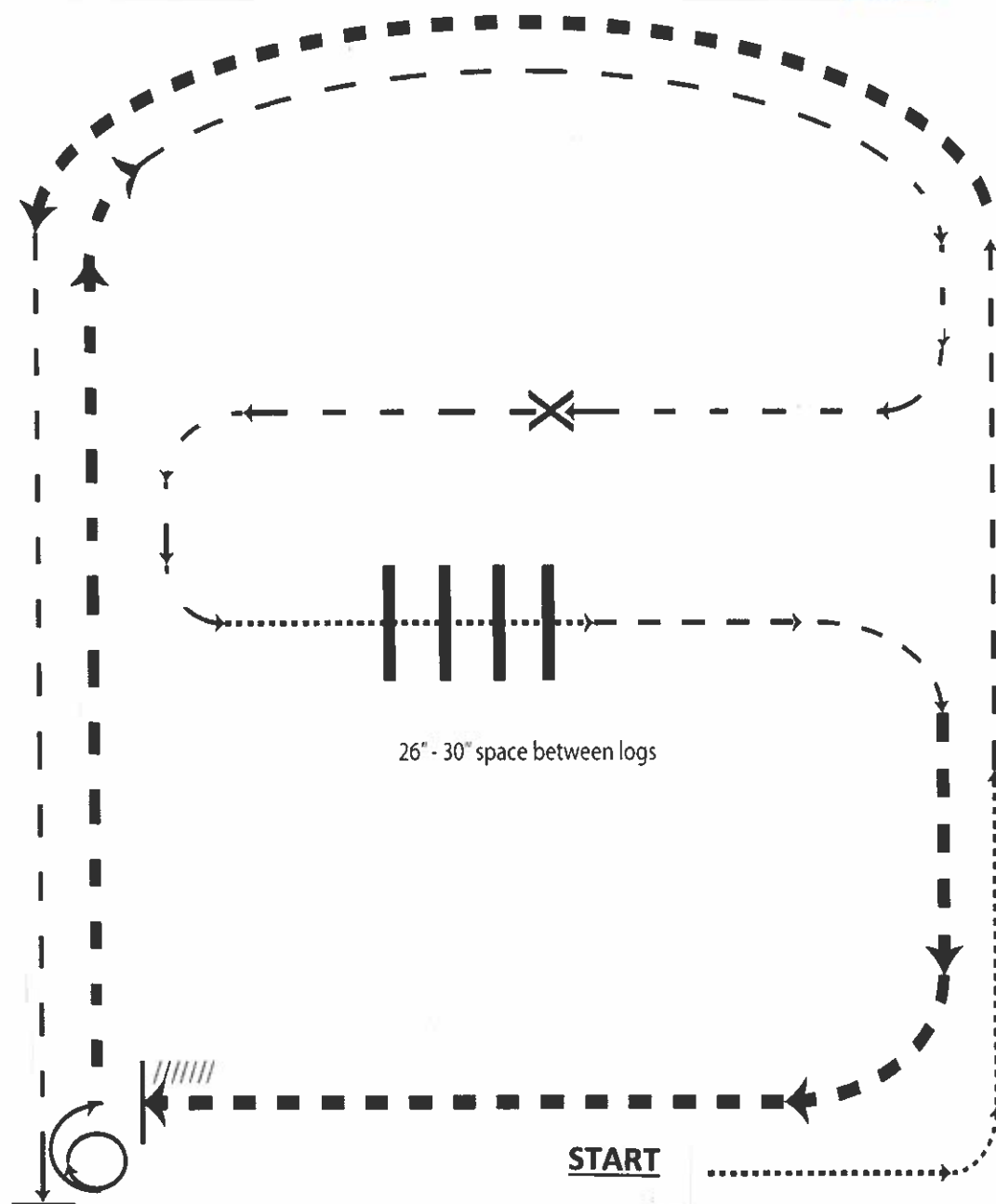
**2022 OKLAHOMA STATE FAIR Gypsy, Draft and Drum Horse Show  
Trail Obstacles Under Saddle (Walk/Jog/Lope) Classes 057, 059, 061, 063.**

**DIAGRAM NOT TO SCALE**





2022 OKLAHOMA STATE FAIR  
 Gypsy, Draft and Drum Horse Show  
 Ranch Riding: Youth and Amateur: Walk/Jog  
 Classes 83 & 84 **DIAGRAM NOT TO SCALE**



1. Walk (small dotted lines)
2. Jog/Trot (light dash/lines)
3. Extended Trot (heavier dash/lines)
4. Back to Jog (light dash/lines)
5. Stop, 1 ½ turn to the right
6. Extended Trot (heavier dash/lines)
7. Back to Jog (light dash/lines)

8. Stop at X

9. Proceed at Jog as directed

10. Slow to walk prior to logs and walk over logs

11. After crossing logs pick up Jog

12. Extended Trot

13. Stop at log/back.

Finish/Exit arena.

2022 OKLAHOMA STATE FAIR

Gypsy, Draft and Drum Horse Show

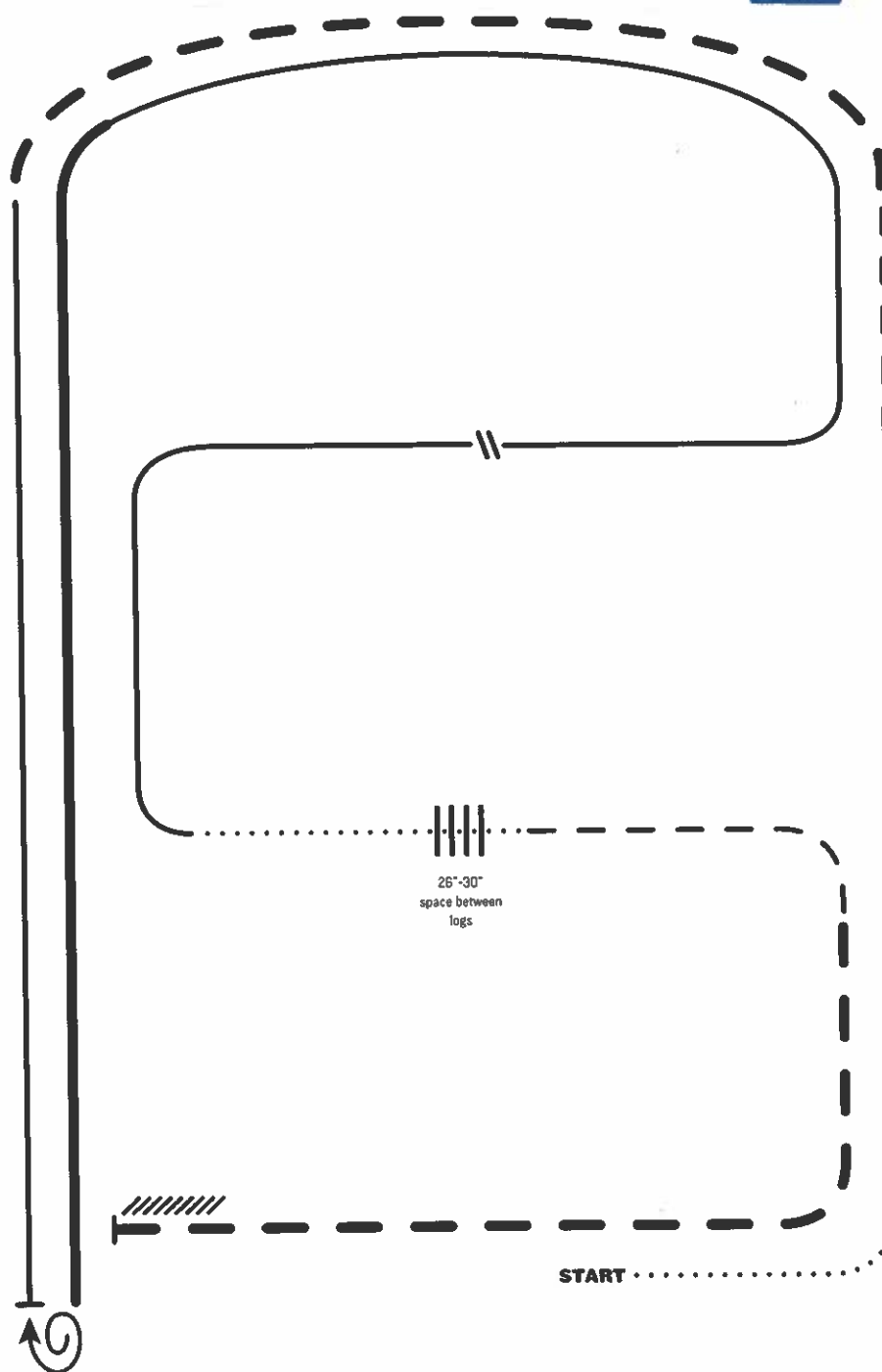
Class # 085: Gypsy: Open Ranch Riding (Walk/Jog/Lope)

DIAGRAM NOT TO SCALE



**LEGEND**

.....	Walk
....	Extended Walk
- - -	Trot
- - - -	Extended Trot
— — —	Lope
— — — —	Extended Lope
////	Back
//	Lead Change



1. Walk
2. Trot
3. Extended trot
4. Lope left lead
5. Stop, 1 1/2 turn right
6. Extended lope
7. Collect lope right lead
8. Change leads (simple or flying), continue lope left lead
9. Walk
10. Walk over logs
11. Trot
12. Extended trot
13. Stop and back

Note: The drawn description of this pattern is only intended for the general depiction of the pattern. Exhibitors should utilize the arena space to best exhibit their horses.