

2023 OKLAHOMA STATE FAIR FFA COMPETITION GUIDE



AGRIBUSINESS STAFF CONTACTS

Brooke Cecil
Manager, AgriBusiness
agmanager@okstatefair.com
405-948-6707

"Marc" Pankow
Senior Manager, AgriBusiness
mpankow@okstatefair.com
405-948-6735

OKLAHOMA FFA ASSOCIATION Agricultural Education

Superintendents

Trevor Lucas
Kurt Murray
Rose Bonjour
Clark Long

TABLE OF CONTENTS






TABLE OF CONTENTS	2
FFA INFORMATION	4
Schedule of FFA Activities.....	4
About FFA	5
Ag Teacher Admission	5
FFA COMPETITION GUIDES.....	6
Educational Booths (Division 5400).....	6
Crops Exhibit Guidelines	6
Agronomy Plant Life Cycle Display Exhibits (Division 5401)	7
History of Agronomy (Division 5402)	7
Agronomic Crop Importance Display (Division 5403).....	8
Hay Show (Division 5404)	8
Corn Exhibit (Division 5405).....	8
Grain Sorghum & Sunflower Head Exhibit (Division 5406).....	9
Cotton Exhibit (Division 5407)	9
Threshed Wheat Exhibit (Division 5408)	9
Other Threshed Grain Exhibit (Division 5409).....	10
Legume Seed Exhibit (Division 5410)	10
Legume Forage Exhibit (Division 5411)	10
Tame Forage Grass Exhibit (Division 5412).....	11
Native Grass Exhibit (Division 5413)	11
Pasture and Range Plant Display (Division 5414).....	12
Chapter Crop Sweepstakes (Division 5415).....	12
Horticulture (Division 5416)	13
Vegetable and Fruit Exhibits	13
Home Garden Food Basket Display	14
Giant Pumpkin Contest.....	14
Horticulture Education Display Exhibits (Division 5417).....	15
Herbarium Card	15
Plant Life Cycle Display Exhibit	15
Individual Horticulture Display Exhibit.....	16
Landscape Drawings	16
Miniature Greenhouse	17
House Plant Exhibits (Division 5418)	17

Potted Flowering Plant.....	17
Cacti & Succulents.....	18
Hanging Baskets.....	18
Floral or Plant Design (Division 5419).....	18
Enclosed Terrariums:.....	18
Decorated Pumpkin:	18
Floral Arrangement: Dried/Natural	18
Floral Arrangement: Artificial.....	18
Floral Arrangement: Season or Occasional	18
Corsage	19
Boutonniere	19
Wreaths, Dried/Natural	19
Wreaths, Artificial.....	19
Wreaths, Seasonal	19
Wall/Door Swags	19
Landscape Plants (Division 5420).....	20
Flowering Shrubs.....	20
Foliage Shrubs.....	20
Trees.....	20
Groundcovers	20
Potted Plants	20
Horticulture Sweepstakes (Division 5421).....	21
Agriculture Mechanics Exhibits (Division 5422).....	21
Farm Shop Score Card	23
Photography Series (Division 5423).....	23
News Reporting (Division 5424).....	24
AgriScience Project Display (Division 5425).....	24
Livestock Judging (Division 5426).....	26
Dairy Judging Contest (Division 5427).....	27

FFA INFORMATION

Schedule of FFA Activities

 = *New in 2023*

HOUR	EVENT	LOCATION
Monday, September 11		
11:59 p.m.	Deadline for online entries. Entries must be made prior to arrival at OSF.	
 11:59 p.m.	Deadline to submit requests for: <ul style="list-style-type: none"> - FFA Advisor/Ag Educator admission to OSF - Livestock and Dairy Judging Contests complimentary admission and parking pass 	
Tuesday, September 12		
11 a.m.	4-H/FFA Giant Pumpkin weigh-in	Oklahoma Expo Hall #1
Wednesday, September 13		
9 a.m. – 7 p.m.	FFA entries in place	Oklahoma Expo Hall #3
Thursday, September 14		
9 a.m.	Judging of all FFA Exhibits	Oklahoma Expo Hall #3
 Tuesday, September 19	by 5 p.m. Should receive email with the temporary Gate 8 passenger vehicle access pass for Livestock and Dairy Judging Contests.	
 Thursday, September 21	9 a.m. Farm Bureau Livestock Judging Registration	Barn 3
	10 a.m. Farm Bureau Livestock Judging Contest	Barn 8
 Friday, September 22	9 a.m. OSF Dairy Judging Registration	Barn 3
	10 a.m. OSF Dairy Judging Contest	Barn 3
 Sunday, September 24	6 p.m. Release FFA Exhibits – CARRY OUT ONLY Vehicles will only be allowed on Chisholm Trail/ Barn Row (the street between the barns) with Exhibitor Trailer Parking Pass.	
Monday, September 25		
8:30 a.m. – 5 p.m.	Release of FFA Exhibits	Oklahoma Expo Hall #3

About FFA

- FFA makes a positive difference in the lives of students by developing their potential for premier leadership, personal growth, and career success through agricultural education.
- All FFA members attending and participating in the Fair on these dates will follow the FFA Code of Ethics and be a dues paying FFA member.
- The Oklahoma State Fair and the Oklahoma FFA Association are not responsible for any lost, stolen, or damaged entries. FFA Chapters assume all risk for their entries.

Ag Teacher Admission

- OSF provides complimentary admission and parking to Oklahoma FFA advisors/agricultural educators who submit a request **by midnight on September 11, 2023**. Fill out the relevant Wufoo surveys below to receive OSF admission:
 - Livestock Judging Contest request link: [Livestock Judging Contest Admission Form](#)
 - Dairy Judging Contest request link: [Dairy Judging Contest Admission Form](#)
 - Ag Educators/Leaders (General) request link: [Ag Education Instructors Admission Form](#)
- Teachers who do not submit request(s) for admission by deadline will not receive complimentary admission and parking.

NEW IN 2023

**FFA exhibits must be in place by
Wednesday, September 13 at 7pm
and **MUST** remain in place until
Sunday, September 24 at 6 p.m. via hand carry/cart only
or Monday, September 25 via vehicle.**

In an effort to accommodate teachers, the release time has been moved from 9 p.m. to 6 p.m. Exhibits departing from the Oklahoma Expo Hall earlier than September 24 at 6 p.m. may lose any premiums earned.

Your entry into the FFA Exhibit competitions serves as your acknowledgement to all rules and guidelines.

If there are any extenuating circumstances, please contact OSF Management for assistance.

FFA COMPETITION GUIDES

Educational Booths (Division 5400)

Superintendent – Trevor Lucas

- Purpose: To promote the benefits of enrolling in Agricultural Education and joining FFA. Booths will be of the type that could be used in a variety of settings, such as FFA Week booths, shopping center displays, local fair, etc.
- Booth will consist of a 6' or 8' tabletop display. The table must be 28" to 32" in height and the top must be 28" to 32" wide. The display board will be constructed of a 4' x 8' sheet of 1/2" or 5/8" material. The board is to be cut and hinged to consist of two (2), 2' wings and a 4' center back.
- The backside of the display board is to be painted in dark blue.
- Each chapter is required to bring their own 6' or 8' table that is 28" to 32" in height and 28" to 32" in width. The chapter is responsible for covering the top of the table and the skirting of the table 6' wide and from the top of the table to the floor. Electrical outlets are provided.
- The current Oklahoma FFA Alumni Camp Theme must be the only theme utilized. The display should not focus on any theme except the current Oklahoma FFA Alumni Theme. The local chapter name must be displayed on the exhibit. The updated theme will be uploaded to okffa.org, under fairs and shows, in mid-June.
- Booth space will be assigned by the superintendent upon arrival.
- Booths will be divided into two (2) divisions: the mechanical division including booths with a moving display involving powered devices (i.e.: may include water wheels, fans, rotating devices, talking booths and electronic devices); and the non-mechanical division including booths with no powered displays or are lights only, the lights on non-mechanical displays cannot flash on and off or rotate. Chapters can enter in one (1) division only.
- Premium scale/awards: *(excluding championship classes)*
 - Awards given to First – Sixth Places
 - First place: \$150 Second place: \$90 Third place: \$80
 - Fourth place: \$70 Fifth place: \$60 Sixth place: \$50
 - Grand Champion & Reserve: Rosette
- Classes
 01. Mechanical Division
 02. Non-Mechanical Division
 03. **Overall Champion & Reserve Educational Booth**

Crops Exhibit Guidelines

Superintendent - Kurt Murray

- Any exhibits not displayed will be released at the completion of judging.
- Exhibitors are limited to one (1) exhibit in each class.
- FFA exhibitors who enter crops and horticulture must have produced such crops or exhibit entered in his/her name during the current year in their (SAE) program.
- Entries are for individual FFA members only and must be a product of their own Supervised Agricultural Experience program and should be a product of their own production; not purchased, borrowed, leased or received through gift.
- Exhibitors are responsible to provide their own crop boxes. A recommended size is 8" x 14" with a glass cover.

Agronomy Plant Life Cycle Display Exhibits (Division 5401)

- This drawing should show all different stages of the growth of a **soybean** plant (seed, seeding, vegetative, flowering and mature).
- Additional stages of growth may be displayed if it adds to the exhibit.
- Each stage of growth should be indicated.
- Colors should be as near as possible to natural colors.
- Special characteristics of identification should also be labeled.
- Drawings must include the title **“Life Cycle of the Soybean Plant”**.
- Use a half sheet of white poster board (finished size approx. 22” x 14”), or half sheet of white foam or mat board (finished size approx. 20” x 15”) to be displayed for landscape view.
- The student’s name, chapter and grade must be included on the backside of the poster.
- Only one exhibit allowed in each class per individual.
- Premium scale/awards: *(excluding championship classes)*
 - Awards given to Champion & Reserve
 - First place: \$20 Second place: \$15 Third place: \$10
 - Fourth place: \$5
- Classes
 01. Plant Life Cycle Display – Grade 8
 02. Plant Life Cycle Display – Grade 9
 03. Plant Life Cycle Display – Grade 10
 04. **Champion & Reserve Agronomy Plant Life Cycle Display**

History of Agronomy (Division 5402) *(Historical Events that Shaped Crop Production)*

- The purpose of the contest is for FFA members to research and build a display to educate the public about historical events that have affected crop production in Oklahoma and the U.S.
- The topic for 2023 is the **Reclamation Act of 1902**.
- FFA members are asked to write a brief description of the event and how it has changed agriculture then and now.
- The story must be in manuscript form with not more than two double-spaced typewritten pages. In addition, one, and not more than one, 4”x6” or 5”x7” color or black and white photograph accompanying the story depicting the event.
- Each page of the story and the photograph must be mounted on one full sheet (22”x28”) black poster or fam/matte board (22”x30”).
- Posters are to be displayed horizontally.
- Premium scale/awards: *(excluding championship classes)*
 - Awards given to Champion & Reserve
 - First place: \$20 Second place: \$15 Third place: \$10
 - Fourth place: \$5
- Classes
 01. History of Agronomy Display – Grade 8 thru 9
 02. History of Agronomy Display – Grade 10 thru 12
 03. **Champion & Reserve History of Agronomy Display**

Agronomic Crop Importance Display (Division 5403)

- The purpose of the contest is for FFA members to research and build a display to educate the public about the importance of different agronomic crops in Oklahoma and in the U.S.
- The topic for 2023 is the **role of cover crops in today's agronomic production cycle**.
- Students are asked to explain the elements and components of fertilizer, what part each plays in plant growth, and their value to crop production.
- The information may be displayed creatively or in manuscript form. In addition, each classification must be identified by an actual sample, or an image/drawing attached to the display.
- Use a half sheet of white poster board (finished size approx. 22"x14") or half sheet of white foam or mat board (finished size approx. 20"x15") to be displayed for landscape view (horizontally).
- The student's name, chapter and grade must be included on the backside of the poster.
- Only one exhibitor allowed per individual.
- Premium scale/awards: *(excluding championship classes)*
 - Awards given to Champion & Reserve
 - First place: \$20 Second place: \$15 Third place: \$10
 - Fourth place: \$5
- Classes
 01. Agronomic Crop Importance Display – Grade 8 thru 9
 02. Agronomic Crop Importance Display – Grade 10 thru 12
 03. **Champion & Reserve Agronomy Crop Importance Display**

Hay Show (Division 5404)

- Entries are for individual FFA members only and must be a product of their own supervised agricultural experience program (SAE).
- Classes of hay will include legume & non-legume. One bale will constitute an entry. Take entries direct to Oklahoma Expo Hall 3.
- Protein analysis will not be used as criteria for judging.
- Factors considered by the judge will include maturity, texture, leafiness, freedom from foreign material, color, size and shape of bales, odor, and freedom from mold.
- Premium scale/awards: *(excluding championship classes)*
 - Awards given to First place & Grand Champion & Reserve
 - First place: \$25 Second place: \$20 Third place: \$15
 - Fourth place: \$10
- Classes
 01. Legume
 02. Non-Legume
 03. **Grand Champion & Reserve Hay Exhibit**

Corn Exhibit (Division 5405)

(10 ears per entry)

- Will be judged on freedom from disease and damage; maturity and plumpness of kernels; normal filling of tips and butts of ears; and uniformity within the entry with regard to size, shape, kernel type and color of cob.
- Premium scale/awards: *(excluding championship classes)*
 - First place: \$7 Second place: \$5 Third place: \$3
 - Champion & Reserve: rosette
- Classes
 01. Corn (10 ears)
 02. **Champion & Reserve Corn Exhibit**

Grain Sorghum & Sunflower Head Exhibit (Division 5406)

- Entries limited to 10 heads per grain sorghum and two (2) heads per sunflower.
- Will be judged on maturity and dryness; freedom from disease, damage and weather effects; uniformity within the entry of type, size, shape, and color; and care in preparation for showing.
- Entries that are wet and uncured will be disqualified.
- Premium scale/awards: *(excluding championship classes)*
 - First place: \$7 Second place: \$5 Third place: \$3
 - Champion & Reserve: rosette
- Classes
 01. Grain Sorghum Head: Red or Yellow (10 Sorghum heads per entry)
 02. Sunflower Head (2 Sunflower heads per entry)
 03. **Champion & Reserve Grain Sorghum Exhibit**

Cotton Exhibit (Division 5407)

(20 open bolls)

- Exhibit to be shown with petiole attached, bract leaves removed and burr side up.
- Will be judged on amount and quality of lint; freedom from disease, insect damage, and foreign material; uniformity, number of locks and length of stem; and care in preparation for showing (removal of bracts, lint condition, and suitable box or tray.)
- Premium scale/awards: *(excluding championship classes)*
 - First place: \$7 Second place: \$5 Third place: \$3
 - Champion & Reserve: Rosette
- Classes
 01. Any Variety
 02. **Champion & Reserve Cotton Exhibit**

Threshed Wheat Exhibit (Division 5408)

(Entry must be 15 lbs.)

- All wheat exhibits must be labeled as to specify the variety or name of hybrid. Small grain exhibit shall be approximately one (1) peck. Please refer to the Oklahoma Cooperative Extension Fact Sheet PSS-2168 Maturity Classification of Wheat Varieties: <https://extension.okstate.edu/fact-sheets/maturity-classification-of-wheat-varieties.html> for suggested varieties.
- Entries less than 15 pounds, and entries in different classes that are obviously divisions of an identical lot, will be disqualified.
- Entries will be judged on purity (freedom from trash, weed seeds and other grains) and grain quality (degree of plumpness, color or texture and kernel uniformity, and freedom from disease and broken kernels).
- Entries must be carefully sieved and handpicked to score high.
- Premium scale/awards: *(excluding championship classes)*
 - Awards given to Champion & Reserve
 - First place: \$7 Second place: \$5 Third place: \$3
 - Champion & Reserve: Rosette
- Classes
 01. Very early and early maturity varieties
 02. Medium Maturity
 03. Late and very late maturity varieties
 04. Other varieties not listed above
 05. **Champion & Reserve Wheat Exhibit**

Other Threshed Grain Exhibit (Division 5409)

(one peck - 15 lbs.)

- Will be judged on the same basis as Division 5408, threshed grain entries less than one (1) peck, and entries by two (2) or more exhibitors in the same class that are found to be divisions of an identical lot, will be disqualified.
- Premium scale/awards: *(excluding championship classes)*
 - First place: \$7 Second place: \$5 Third place: \$3
 - Champion & Reserve: rosette
 - Grand Champion & Reserve: awards
- Classes
 01. Oats
 02. Barley
 03. Rye
 04. Grain Sorghum
 05. Corn
 06. Canola
 07. Any Other Threshed Grain
 08. **Champion & Reserve Other Threshed Grain Exhibit**
 09. **Grand Champion & Reserve Threshed Grain**

Legume Seed Exhibit (Division 5410)

(one peck - 15 lbs.)

- Will be judged on color and brightness; and freedom from disease, damage, trash, other crops and weed seed. Entries less than one (1) peck will be disqualified.
- Premium scale/awards: *(excluding championship classes)*
 - First place: \$7 Second place: \$5 Third place: \$3
 - Grand Champion & Reserve: awards
- Classes
 01. Small Seeded Legume (may include: Alfalfa & other small legume seeds)
 02. Large Seeded Legume (may include: Soybeans, Peanuts(in-shell), Cowpeas & mung beans)
 03. **Grand Champion & Reserve Legume Seed Exhibit**

Legume Forage Exhibit (Division 5411)

(one bundle)

- Bundle must be not less than 3" but no more than 5" at the center band when cut near the ground.
- Should be cured (dry) before forming bundle.
- Will be judged on feeding value (green color, leafiness, fineness of stem, and best stage of maturity for each kind) and preparation of bundle, including neatness, cleanliness, uniformity and overall appearance.
- Undersized bundles, and wet or moldy bundles, will be disqualified.
- If Superintendent or judge deems that any bundle is old, from previous years, or is masked (New leaves over old) the superintendent has the right to disqualify the bundle.
- Premium scale/awards: *(excluding championship classes)*
 - First place: \$7 Second place: \$5 Third place: \$3
 - Champion & Reserve: rosette
- Classes
 01. Fine-stemmed Forage Legume Bundle (Alfalfa, Sweet clover, Lespedeza, Vetch)
 02. Coarse-stemmed Forage Legume Bundle (Soybean, Cowpea, Peanut)
 03. **Champion & Reserve Legume Forage Bundle Exhibit**

Tame Forage Grass Exhibit (Division 5412)

- Bundle must be not less than 3” but no more than 5” at the center band when cut near the ground.
- Should be cured (dry) before forming bundle.
- Will be judged on feeding value (green color, leafiness, fineness of stem, and best stage of maturity for each kind) and preparation of bundle, including neatness, cleanliness, uniformity and overall appearance.
- Undersized bundles, and wet or moldy bundles, will be disqualified.
- If Superintendent or judge deems that any bundle is old, from previous years, or is masked (New leaves over old) the superintendent has the right to disqualify the bundle.
- Premium scale/awards: (*excluding championship classes*)
 - First place: \$7 Second place: \$5 Third place: \$3
 - Champion & Reserve: rosette
 - Grand Champion & Reserve: awards
- Classes
 01. Short Fine-stemmed Tame Forage Grass Bundle (Bermuda grass, Crabgrass, etc.)
 02. Tall Fine –stemmed Tame Forage Grass Bundle (Old World Bluestem, Weeping Lovegrass, Tall Fescue, Ryegrass, German Millet, etc.)
 03. Coarse-stemmed Tame Forage Grass Bundle (Forage Sorghum, Sudangrass, X Sorghum Hybrids or Pearl Millets)
 04. **Champion & Reserve Tame Grass Forage Exhibit**
 05. **Grand Champion & Reserve Legume Forage or Tame Grass Forage Exhibit**
(selected from sections 5411 & 5412)

Native Grass Exhibit (Division 5413)

(one bundle)

- Grasses should be headed and in the bloom stage, but not ripe enough to shatter, and shown full length (cut near the ground). Bundle should not be less than 3” or more than 5” at center band.
- Should be cured (dried) before forming bundle.
- Each bundle will be considered on basis of early stage of maturity; leafiness and green color; and on preparation and appearance of bundle.
- Undersized and oversized bundles and wet or moldy bundles will be disqualified.
- Premium scale/awards: (*excluding championship classes*)
 - First place: \$7 Second place: \$5 Third place: \$3
 - Champion & Reserve: rosette
 - Grand Champion & Reserve: awards
- Classes
 - Medium or Short Native Grass Bundle
 01. Little Bluestem
 02. Sand Lovegrass
 03. Sideoats Grama
 04. Blue Grama or Hairy Grama
 05. **Champion & Reserve Medium or Short Native Grass Exhibit**
 - Tall Native Grass Bundle
 06. Big Bluestem or Sandhill Bluestem
 07. Indiangrass
 08. Switchgrass
 09. Purpletop
 10. Any Other Native Grass
 11. **Champion & Reserve Tall Native Grass Exhibit**
 12. **Grand Champion & Reserve Native Grass Exhibit** (Division 5413)

Pasture and Range Plant Display (Division 5414)

- These displays consist of ten representative plants mounted on light boards 3 feet square, strong enough to stand upright.
- The plants should be shown full length, with the stems cut to prevent any part of the plant from extending beyond the edge of the board.
- Grasses and other fine-stemmed plants may be shown as bundles not to exceed one inch in diameter, and single plants that are heavy-stemmed or bushy may be used.
- Plants should be headed and in bloom or seed stage but not ripe enough to shatter.
- Label with common name (see approved lists for FFA identification contests) in letters one-half inch high. The exhibitor's name and address must be placed on the back of the board in addition to the entry tag.
- Displays will be judged on choice of species; quality of samples (green color, leafiness, dryness and stage of maturity); neatness and arrangement of samples and general appearance of display; and correctness and readability of labels.
- Entries, which are found to be identical as a result of group preparation, will be disqualified.
- Premium scale/awards: (*excluding championship classes*)
 - First place: \$10 Second place: \$8 Third place: \$7
 - Fourth place: \$6 Fifth place: \$5
 - Champion & Reserve: rosette
 - Grand Champion & Reserve: awards
- Classes
 01. Tame Pasture Grass and Legume Plant Display (Grades 8-10): consists of Ten introduced pasture grasses and legumes commonly planted for grazing purposes.
 02. Tame Pasture Grass and Legume Plant Display (Grades 11-12): Consists of Ten introduced pasture grasses and legumes commonly planted for grazing purposes.
 03. Native Range Plants (Grades 8-10): consists of Ten native plants - grasses, legumes and forbs - representative of native prairie mixtures.
 04. Native Range Plants (Grades 11-12): consists of Ten native plants - grasses, legumes and forbs - representative of native prairie mixtures
 05. **Champion & Reserve Tame Pasture Grass and Legume Display**
 06. **Champion & Reserve Native Range Plant Display**
 07. **Grand Champion & Reserve Pasture and Range Display**

Chapter Crop Sweepstakes (Division 5415)

- FFA Chapter Crop Sweepstakes will be awarded to the chapter with highest number of points accumulated in the crops department.
 - With the upper limit on total number of exhibits in that class, i.e.: four (4) entries in class points awarded 4-3-2-1; and 10 or more entries in class points awarded 10-9-8-7-6-5-4-3-2-1.
- Points awarded:

○ First place: 10 points	Second place: 9 points	Third place: 8 points
○ Fourth place: 7 points	Fifth place: 6 points	Sixth place: 5 points
○ Seventh place: 4 points	Eighth place: 3 points	Ninth place: 2 points
○ Tenth place: 1 point		
○ Champion: 3 points	Reserve Champion: 2 points	
○ Grand Champion: 6 points	Grand Reserve Champion: 4 points	
- Premium awards:
 - Grand Champion & Reserve: Plaques
 - Grand Champion: Lloyd Fletcher Memorial Traveling Trophy
- Classes
 01. Grand Champion & Reserve Chapter Sweepstakes

Horticulture (Division 5416)

Superintendents - Rose Bonjour & Melinda Tague

- These exhibits must be Supervised Agricultural Experience (SAE) program projects of the FFA members who exhibit in this department and members must be keeping SAE records in AET.
- Exhibitor's name and chapter name must be on entry tag. All entries must be listed in the online entry system and exhibit tagged. Exhibitors provide their own plates for exhibits.
- All FFA horticulture exhibits must be removed by Monday, September 25 at 5 p.m. FFA horticulture exhibits will be judged on Thursday, September 14. Only one (1) exhibit allowed in each class per individual. All measurements and sizes specified are approximate according to industry standards – i.e.: a standard 12" wreath may measure slightly more than 12".
- Any exhibits except trees and shrubs may not have been exhibited previously. The superintendent(s) reserves the right not to display any exhibits. Exhibits showing signs of stress or damage may be removed with approval of superintendent(s). Exhibits over-ripe and poor quality will not be judged. Taste may be criteria for judging fruits and vegetables.
- All edible horticulture exhibits may be donated to an area shelter or charitable group if possible and may not be displayed based on the decision of the superintendent(s).
- The instructor or sponsor is responsible for checking all exhibits to assure completeness of entering and placement in the correct class. All exhibits must have been grown or created by exhibitor.
- Ribbons will be awarded to the top 10 in each class.
- Premium scale/awards: *(excluding championship classes)*
 - First place: \$7 Second place: \$5 Third place: \$3
 - Champion & Reserve: rosette
 - Grand Champion & Reserve: rosette

Classes:

Vegetable and Fruit Exhibits

() # of specimens

- | | |
|--|---|
| <ul style="list-style-type: none"> 01. (4) Potatoes - white 02. (4) Potatoes – red 03. (6) Okra 04. (4) Onions - yellow 05. (4) Onions – white 06. (4) Onions – red 07. (2) Eggplants 08. (6) Potatoes – sweet potatoes 09. (6) Peppers – jalapeno or Hungarian 10. (6) Peppers – other hot peppers 11. (6) Peppers – sweet bell 12. (6) Peppers – sweet banana 13. (6) Peppers – other sweet peppers 14. (4) Tomatoes – large 15. (6) Tomatoes – cherry
 16. (6) Tomatoes – other 17. Champion & Reserve (classes 1 – 16) 18. (1) Pumpkin – field type, oblong 19. (1) Pumpkin – largest 20. (1) Pumpkin - Jack-O-Lantern (Round & Flat) 21. (2) Pumpkin - small (less than 4" diameter) | <ul style="list-style-type: none"> 22. (2) Cucumbers – slicing or pickling 23. (2) Squash – zucchini 24. (2) Squash – yellow straight-neck 25. (2) Squash – yellow crooked-neck 26. (1) Squash – other variety 27. (1) Watermelon – oblong 28. (1) Watermelon – round 29. (1) Watermelon – small icebox 30. (1) Watermelon – large Watermelon 31. (1) Watermelon – any melon, (other than Watermelon) 32. (1) Gourd – large 33. (1) Gourd – small 34. Champion & Reserve (classes 18 – 33) 35. (4) Corn (ears) – Ornamental 36. (18) Pecans - native or improved in shell, (quart size plastic bag) 37. (18) Peanuts – in shell (quart size plastic bag) 38. (4) Apples – red 39. (4) Apples – yellow 40. (4) Pears 41. Champion & Reserve (classes 35 – 40) 42. Grand Champion & Reserve |
|--|---|

Home Garden Food Basket Display

- This exhibit is a quality selection of from 6 to 10 different kinds/varieties of mature fruits/vegetables. Amounts of fruits and vegetables in this exhibit should be such that they can be arranged in a neat and orderly manner and have good eye appeal. There must be enough of each fruit/vegetable for the judge to determine quality.
- The exhibitor must grow all fruits and vegetables exhibited.
- No specimens in this exhibit may be entered in another class. Any combination of fruits and/or vegetables may be used. Those not listed in the catalog may be included.
- The exhibit must be in a basket no larger than 18". It may be covered with a clear plastic cover, but judges must be able to handle produce to determine quality.
- One-third (1/3) of the judging is on how well the exhibit is prepared and presented. Packing such as paper, straw or cloth may be used, but the fruits/vegetables should be the main attraction of the exhibit.
- Ribbons will be placed on top 10 in each class.
- Premium scale/awards: (*excluding championship classes*)
 - First place: \$10 Second place: \$8 Third place: \$6
 - Fourth place: \$4 Fifth place: \$2
 - Champion & Reserve: rosette
- Classes:
 - 43. Home Garden Food Basket Display – Grades 8 thru 10
 - 44. Home Garden Food Basket Display – Grades 11 thru 12
 - 45. **Champion & Reserve**

Giant Pumpkin Contest

Sponsored by Oklahoma Fruit & Vegetable Association

- Weigh-in to determine the heaviest pumpkin: Tuesday, September 12 at 11 a.m. in the Oklahoma Expo Hall 1.
- Entry is limited to Oklahoma 4-H and FFA members only.
- The submitted fruit must have been grown in Oklahoma by a 4-H or FFA member.
- The fruit must be free of damage that would limit storage and exhibition. It should be intact, without lesions, cuts or open wounds.
- The OFVA will supervise the weigh-in and select those retained for exhibition during OSF, all others will be sent home.
- Exhibitors are encouraged to also enter the Open Giant Pumpkin Competition and Weigh-Off Event (Division 1902). See the Livestock Competition Guide for more information.
- Premium scale/awards:
 - Trophies given to First place thru Third place
 - First place: \$100 Second place: \$50 Third place: \$25
- Classes:
 - 46. Giant Pumpkin Contest

Horticulture Education Display Exhibits (Division 5417)

Herbarium Card

- These exhibits shall consist of dried and pressed specimens of leaves and other specified parts of native or cultivated trees, vines and/or shrubs. Each complete leaf specimen should be mounted on a separate 8½"x10" herbarium card available through CIMC or printed on card stock from <http://okffa.org> under "participate", "Shows & Fairs", and "Herbarium Card". All card information areas should be filled in for each prepared specimen and the required number of completed cards enclosed in a notebook/ binder. Each specimen should be covered with a transparent plastic or similar covering to protect it from damage. Quality of exhibit including spelling will be considered.
- The information about the specimens on the herbarium cards must be hand written in ink.
- Cards must be dated and numbered. Leaf specimens should be collected and prepared for exhibit during the same year they are being entered for judging. There must be a table of contents in the front of the book. Name and chapter must appear on the inside back cover. Exhibit cards with one (1) FFA emblem and the lettering, FFA Herbarium Cards, on the front only, in a plain 1" hardback binder/notebook for classes 01 – 02; or a plain 2" hardback binder/notebook for classes 03 - 04.
- An FFA chapter may have a maximum of two (2) entries per class.
- Ribbons will be awarded to the top 10 in each class. The top 5 will be displayed.
- Premium scale/awards: (*excluding championship classes*)
 - First place: \$10 Second place: \$8 Third place: \$6
 - Fourth place: \$4 Fifth place: \$2
 - Champion & Reserve: rosette
- Classes
 01. Herbarium Card – Grades 8 & 9: collection of 20 specimens with all information completed
 02. Herbarium Card – Grade 10: collection of 25 specimens with all information completed
 03. Herbarium Card – Grade 11: collection of 30 specimens with all information completed
 04. Herbarium Card – Grade 12: collection of 35 specimens with all information completed
 05. **Champion & Reserve Herbarium Card**

Plant Life Cycle Display Exhibit

- This display (drawing) must show all the different stages of growth (seed, seeding, vegetative, flowering and mature) of a **pumpkin** plant. Additional stages of growth may be displayed if it adds to the exhibit. Each stage of growth should be indicated. Colors should be as near as possible to natural colors. Special characteristics for identification should also be labeled. Poster must have a title. Use half sheet of white poster board, (finished size of approximately 22"x14"), horizontally, or a half sheet of white foam core (finished size of approximately 20"x15") horizontally. Name and chapter must be printed on the back, upper left corner.
- Premium scale/awards:
 - First place: \$10 Second place: \$8 Third place: \$6
 - Fourth place: \$4 Fifth place: \$2
- Classes
 06. Plant Life Cycle

Individual Horticulture Display Exhibit

- Any background needed should be constructed as a part of the exhibit. Display horizontally on a 22"x28" poster board with name and chapter on back.
 - Any area of horticulture may be featured
 - The exhibit should be educational in nature
 - Complete idea carried out
 - The exhibit may focus on: history, information, experiment, new ideas, how to or goals.
- The exhibit may include colored 5"x7" pictures, charts, models, etc.
- Ribbons will be awarded to the top 10 in each class
- Premium scale/awards:

○ First place: \$10	Second place: \$8	Third place: \$6
○ Fourth place: \$4	Fifth place: \$2	
- Classes
 - 07. Individual Horticulture Display

Landscape Drawings

- Landscape drawings must be full color and drawn horizontal.
- Download templates from www.okffa.org and print on a sheet of legal sized (8½"x14") white paper.
- Finished drawing must be mounted on a half sheet of black poster board (finished size approximately 22"x14"), or half sheet of black foam or mat board (finished size approximately 20"x15"), to be displayed for landscape view.
- Column on right side of ALL drawings, 2" wide from top of drawing to bottom key/legend.
- List the following in ink: scale, symbols of plants, numbers representing trees, shrubs and plants. Also include how many of each used in the landscape, i.e.: 1 - Rose (6), 2 - Oak trees (4), 3 - Petunia (3 dozen or 36).
- At the bottom of the key/legend include: Name, date, and chapter.
- Add North arrow on the drawing.
- Draw plant symbols at mature plant size.
- Only one exhibit allowed in each class per individual.
- Ribbons will be awarded to the top 10 in each class.
- Premium scale/awards: *(excluding championship classes)*

○ First place: \$10	Second place: \$8	Third place: \$6
○ Fourth place: \$4	Fifth place: \$2	
○ Champion & Reserve: rosette		

Home Landscape Drawing

- At the top, label the display "Home Landscape Drawing."
 - Additionally, a narrative that further describes the drawing may be included on the back, but is limited to 1 page, typed double spaced in 12-point font.
08. Home Landscape Drawing

Water Feature Landscape Drawing

- At the top, label the display "Water Feature Landscape Drawing."
 - Additionally, a narrative that further describes the drawing may be included on the back, but is limited to 1 page, typed double spaced in 12-point font.
09. Water Feature Landscape Drawing.

Gazebo Landscape Drawing

- At the top, label the display "Gazebo Landscape Drawing."
 - Additionally, a narrative that further describes the drawing may be included on the back, but is limited to 1 page, typed double spaced in 12-point font.
10. Gazebo Landscape Drawing
11. **Champion & Reserve** (class 06 – 10): rosette

Miniature Greenhouse

- Purpose: to design a model of a real greenhouse, i.e. structure, scale, layout, etc. Size 14" x 21" -- Mounted on plywood 16" x 24" painted white. On a white card 2" x 2" neatly print name, chapter and grade (3/8" to 1/2" letters) and attach to one side of greenhouse. It must be accompanied by a graphic design plan showing climate control system, irrigation plans, placement of benches and tables. Plan should be on 8 1/2 x 11 paper in a plastic cover must be permanently affixed to the exhibit. No mechanical or electrical moving parts will be allowed.
- A greenhouse can be shown only once at the Oklahoma State Fair and must have been constructed during the current and previous school year by the exhibitor.
- Premium scale/awards: *(excluding championship classes)*
 - First place: \$20 Second place: \$15 Third place: \$10
 - Fourth place: \$5 Fifth place: \$5
 - Champion & Reserve: awards
 - Grand Champion & Reserve: rosette
- Classes:
 12. Gable type
 13. Raised Sidewall
 14. Ground to Ground
 15. **Champion & Reserve** *(class 12 thru 14)*
 16. **Grand Champion & Reserve**

House Plant Exhibits (Division 5418)

- All plants must have been in the exhibitor's possession for **at least 60 days**.
- One (1) container per entry with saucers, if there is a drainage hole in container. NO WATERING without a saucer.
- Judging will be based on color, condition, container, foliage/flower, correct name, culture, perfection, quality, maturity and shape.
- Plants must be groomed for exhibition. Clean with water only. Insect free and not waxed. No freshly repotted plants accepted.
- Pots over 12" diameter or containers not intended for horticulture use WILL NOT BE ACCEPTED.
- One (1) entry per exhibitor for each class. Entries must be made in the online entry system and exhibit tagged to be judged.
- No plant over 4' tall, including pot, shall be entered.
- Ribbons will be awarded to the top 10 in each class.
- Premium scale/awards: *(excluding championship classes)*
 - First place: \$7 Second place: \$5 Third place: \$3
 - Champion & Reserve: rosette
 - Grand Champion & Reserve: rosette
- Classes:

Foliage Plants

01. Croton	07. Asparagus Fern
02. Dumbcane	08. Boston Fern
03. Dracaena	09. Philodendron & Pothos
04. Rubber Plant	10. Any other foliage plant under 24"
05. Schefflera	11. Any other foliage plant, 24" to 28"
06. Weeping Fig	12. Champion & Reserve <i>(class 01 – 11)</i>

Potted Flowering Plant

13. Chrysanthemum	17. Peace Lily
14. African Violet	18. Any other flowering plant
15. Begonia	19. Champion & Reserve <i>(class 13 – 18)</i>
16. Geranium	

Cacti & Succulents

Size specifications do not include pot. Includes snake plant and yucca.

- | | |
|---|---|
| 20. Cactus under 6" tall | 24. Succulent over 6" tall |
| 21. Cactus over 6" tall | 25. Several varieties of succulents, 3 or more |
| 22. Several varieties of cacti, 3 or more | 26. Combination cacti & succulent, 3 or more |
| 23. Succulent under 6" tall | 27. Champion & Reserve (class 20 – 26) |

Hanging Baskets

- | | |
|-----------------------------|---|
| 28. Asparagus Fern | 33. Philodendrons & Pothos |
| 29. Boston Fern type | 34. Several Varieties combined 3 or more |
| 30. Airplane (Spider) plant | 35. Any other hanging basket |
| 31. Swedish Ivy | 36. Champion & Reserve (class 28 – 35) |
| 32. Jews (one variety) | 37. Grand Champion & Reserve |

Floral or Plant Design (Division 5419)

- All corsages, boutonnieres, wreaths and swags must have a wire hook on back for hanging. Terrariums should be approximately one (1) gallon in size. Arrangements with any artificial materials will be classified as "Artificial". No fresh plant material or liquids.
- Premium scale/awards: *(excluding championship classes)*
 - First place: \$7 Second place: \$5 Third place: \$3
 - Champion & Reserve: rosette
 - Grand Champion & Reserve: rosette

Classes

Enclosed Terrariums:

(no succulents or cacti should be in an enclosed terrarium)

01. Grades 8 thru 10
02. Grades 11 thru 12

Decorated Pumpkin:

(one (1) decorated, not carved, pumpkin - no gourds. No other pumpkins or gourds can be attached. Pumpkin cannot have attachments that break the skin. No artificial pumpkins)

03. Grades 8 thru 9
04. Grade 10
05. Grade 11
06. Grade 12
07. **Champion & Reserve (classes 03 – 06)**

Floral Arrangement: Dried/Natural

08. Small, under 12"
09. Large, 12" to 24"

Floral Arrangement: Artificial

10. Small, under 12"
11. Large, 12" to 24"

Floral Arrangement: Season or Occasional

12. Small, under 12"
13. Large, 12" to 24"
14. **Champion & Reserve (class 8 – 13)**

Corsage

- must provide hooks
 - 15. Wristlet, Dried/Natural
 - 16. Shoulder, Dried/Natural
 - 17. Wristlet, Artificial
 - 18. Shoulder, Artificial
 - 19. FFA Week, Artificial
 - 20. Homecoming, Artificial

Boutonniere

- must provide hooks
 - 21. Dried/Natural
 - 22. Artificial
 - 23. **Champion & Reserve** (*class 15 – 22*)

Wreaths, Dried/Natural

- must provide hooks
 - 24. Small, under 12"
 - 25. Large, 12" to 18"

Wreaths, Artificial

- must provide hooks
 - 26. Small, under 12"
 - 27. Large, 12" to 18"

Wreaths, Seasonal

- must provide hooks
 - 28. Small, under 12"
 - 29. Large, 12" to 18"

Wall/Door Swags

- must provide hooks
 - 30. Dried/Natural
 - 31. Artificial
 - 32. **Champion & Reserve** (*class 24 – 31*)
 - 33. **Grand Champion & Reserve**

Landscape Plants (Division 5420)

- Shrubs and trees in one (1) gallon nursery container. No freshly repotted plants.
- Only one (1) exhibit per class.
- Ribbons will be awarded to the top 10 in each class.
- Premium scale/awards: *(excluding championship classes)*:
 - First place: \$7 Second place: \$5 Third place: \$3
 - Champion & Reserve: rosette
 - Grand Champion & Reserve: rosette

- Classes:

Flowering Shrubs

- 01. Crape Myrtle
- 02. Glossy Abelia
- 03. Hydrangea (Hardy)
- 04. Rose-of-Sharon
- 05. Any other
- 06. **Champion & Reserve** *(class 01 – 05)*

Foliage Shrubs

- 07. Holly
- 08. Nandina
- 09. Yew
- 10. Any other
- 11. **Champion & Reserve** *(class 07 – 10)*

Trees

- 12. Any Maple
- 13. Any Oak
- 14. Any Pine
- 15. Any other
- 16. **Champion & Reserve** *(class 12 – 15)*

Groundcovers

- *Three (3) plants in a one (1) gallon nursery container.*
- 17. English Ivy
- 18. Liriope (Monkey Grass) Green or Variegated
- 19. Vinca (Major or Minor)
- 20. Euonymus groundcover
- 21. Any other
- 22. **Champion & Reserve** *(class 17 – 21)*

Potted Plants

- Potted plants can be in a pot up to 12". No freshly repotted plants.
- 23. Miniature Rose
- 24. Petunia
- 25. Geranium
- 26. Lantana
- 27. Colorful Foliage Plant
- 28. Ornamental Pepper
- 29. Herb (Single Variety)
- 30. Any Other Potted Plant under 18"
- 31. Any Other Potted Plant over 18"
- 32. Several Varieties Combined, 3 or more
- 33. **Champion & Reserve** *(class 23 – 32)*
- 34. **Grand Champion & Reserve**

Horticulture Sweepstakes (Division 5421)

- FFA Chapter Horticulture Sweepstakes take the highest number of points accumulated in the horticulture department.
- With upper limit on a total number of exhibits in that class, i.e.: four (4) entries in class points awarded 4-3-2-1; or 10 or more entries in class points awarded 10-9-8-7-6-5-4-3-2-1.
- Awards given to Grand Champion & Reserve
- Points awarded:

○ First place: 10 pts.	Second place: 9 pts.	Third place: 8 pts.
○ Fourth place: 7 pts.	Fifth place: 6 pts.	Sixth place: 5 pts.
○ Seventh place: 4 pts.	Eighth place: 3 pts.	Ninth place: 2 pts.
○ Tenth place: 1 pt.	Champion: 3 pts.	Reserve Champion: 2 pts.
○ Grand Champion: 6 pts.	Grand Champion Reserve: 4 pts.	
- Premium awards:
 - Grand Champion & Reserve: Plaques
 - Grand Champion: James Yeisley Memorial Traveling Trophy
- Classes
 01. Grand Champion & Reserve Chapter Display

Agriculture Mechanics Exhibits (Division 5422)

Superintendents - Jerry Renshaw & Kenneth Leatherwood

- FFA Chapter Mechanics Sweepstakes takes the highest number of points accumulated in the mechanics department.
- Articles exhibited must have been constructed by FFA members in the Agricultural Education (Ag-Ed) school shop.
- Entries may be individually, or chapter constructed.
- An article can be shown only once at the Oklahoma State Fair and must have been constructed during the previous two (2) school years.
- All entries must be clean and in a presentable condition even though they may have been used during the year.
- Pictures showing operation of the project may be displayed with the exhibit.
- Each exhibit shall have an Ag Mechanics card attached showing chapter name, individual ownership, a detailed bill of materials with cost, and a suggested retail price. These cards are provided by the State FFA Office online.
- Entries will be judged based on workmanship, structure and design, practicability, safety and materials used.
- Exhibits in Class 07 - Reconditioned Machinery & Equipment must be factory manufactured equipment that has been reconditioned in the Ag-Ed school shop. *It is recommended one (1) to three (3) photographs of the project before the start of restoration be included with the Ag Mechanics card that is attached to the exhibit.*
- Exhibits in Class 13 and 14 - Small Projects must be less than 2' in length or less than 20 lbs. in weight.
- Where an exhibit is entered in the wrong class, the superintendent will make the determination and transfer it to the proper class.
- The judge will not award premiums or points for entries in any class that does not meet acceptable standards of quality.
- All exhibits are to be displayed in a safe manner.

Farm Shop Score Card

Exhibitor: _____	Points Given
• Workmanship	
○ General appearance – neatness & finish – 10 pts.	_____/10
○ Quality of workmanship – 15 pts.	_____/15
○ Number of skills – 15 pts.	_____/15
• Structure & Design	
○ Strength & durability – 15 pts.	_____/15
○ Originality – 5 pts.	_____/5
○ Safety features – 10 pts.	_____/10
• Practicability	
○ Labor saving on the farm – 10 pts.	_____/10
○ Convenience & usefulness – 10 pts.	_____/10
• Material	
○ Economic choice of material – 10 pts.	_____/10
Total: _____/100	

Photography Series (Division 5423)

Superintendent – Trevor Lucas

- Oklahoma FFA members are required to include photographs as a part of their State FFA Degree scrapbooks or portfolio, State Proficiency Award applications, Reporter Contest scrapbooks, AgriScience Contest applications, etc., as well as, assisting with many chapter award applications such as Gold Emblem etc., which also requires photographs. The purpose of the photography contest is to provide an opportunity for individual FFA members to showcase their talent in this area while preparing for these state award applications.
- Entry must contain at least three (3), but not more than five (5), 5"x7" color prints that were taken by the member. The series must be mounted on black poster or matte board, preferably with a protective covering over the prints.
- Pictures on newsprint or those that have been mechanically altered will not be accepted.
- Subject must relate to the members supervised agricultural experience program (SAE) or to FFA activities within their local chapter.
- Entries will be judged on subject matter, effectiveness, photo quality and composition.
- Premium scale/awards:

○ First place: \$25 + award	Second place: \$20 + award	Third place: \$15 + award
Fourth place: \$10 + award	Fifth place: \$5 + award	
- Classes
 - 01. FFA Photography

News Reporting (Division 5424)

Superintendent – Trevor Lucas

- FFA members are encouraged to submit newsworthy articles and pictures about outstanding accomplishments of individual FFA members and/or their local chapter to all forms of print and broadcast media. The purpose of the news reporting contest is to recognize individual FFA members for their talent and accomplishment in this area.
- One (1) news story must be in manuscript form with not more than three (3), double-space, typewritten pages. One (1) 5"x7" color or black and white photograph must accompany the story. Each page of the story and photograph must be mounted on one (1) large sheet of black poster or matte board, preferably with protective covering for each.
- Subject must relate to Agricultural Education and/or FFA.
- Entries will be judged on basis of news value, readability and organization.
- Premium scale/award:
 - First place: \$25 + award Second place: \$20 + award Third place: \$15 + award
 - Fourth place: \$10 + award Fifth place: \$5 + award
- Classes
 - 01. FFA News Reporting

AgriScience Project Display (Division 5425)

Superintendent – Clark Long

- The purpose of the AgriScience Project Display is to provide an opportunity for individual FFA members to compete in a science fair related to agriculture.
- This division is open to all FFA members who have developed a project based on the application of scientific principles and emerging technologies in agriculture.
- There will be NO interviews.
- Students need to enter the division the year the research was conducted (i.e., if research was conducted as an 8th grader, then student must register in the 8th grade division).
- Display Requirements:
 - Each exhibit should include information relevant to the study.
 - All projects must have the following information attached to the exhibit:
 - Name of AgriScience fair participant(s) responsible for developing the project.
 - Chapter name, state
 - Title of category
 - Division (1, 2, 3, 4, 5 or 6)
 - AgriScience fair participant(s)' display shows the results of the study utilizing a display board not to exceed the dimensions of 36" high (from top of table to top of display), 48" width and 30" deep (the distance from front to back).
 - Tables will be provided by OSF.
 - The display must consist of a stable, free standing display board and or easel on the provided table top not to exceed the sizes outlined above. No additional props, handouts or electronics are permitted, this includes: tablets, iPads, cell phones and other electronic devices.
 - Categories:
 - Animal Systems
 - Environmental Services/Natural Resource Systems
 - Food Products and Processing systems
 - Plant Systems
 - Power, Structural and Technical Systems
 - Social Science

- Divisions:
 - Division 1: individual member in grade 8
 - Division 2: team of two (2) members in grade 8
 - Division 3: individual member in grades 9 or 10
 - Division 4: team of two (2) members in grades 9 or 10
 - Division 5: individual member in grades 11 or 12
 - Division 6: team of two (2) members in grades 11 or 12
- Premium scale/award:
 - First place: \$25 + award Second place: \$20 + award Third place: \$15
- Classes
 - 01. Division 1 & 2
 - 02. Division 3 & 4
 - 03. Division 5 & 6

Livestock Judging (Division 5426)



Sponsored by Oklahoma Farm Bureau, in cooperation with the Oklahoma State Fair
Thursday, September 21, 2023



- To receive complimentary gate admission, counties or chapters **must fill out a Wufoo survey offered in the link below. This must be completed and submitted no later than September 12, 2023. This link is only for the Livestock Judging Contest.** You may call the Livestock Office, 405-948-6707, if you have any questions.
 - Link for Wufoo survey: [Livestock Judging Contest Admission Form](#)
- Registration takes place in Barn 3 starting at 9 a.m.
- Contest takes place in Barn 8 starting at 10 a.m.
- The entry fee is \$5 per person, or \$20 per team.
- The contest will consist of judging market beef, sheep, swine and/or breeding classes. Each contestant will answer at least one (1) set of questions in a class - 10 questions each worth 5 points - and no oral reasons will be given.
- Junior FFA Teams: Grades 8 - 10
- Senior FFA Teams: Grades 11 - 12
- Contestants should bring pencils.

Arrival/Parking

- If you have filled out the Wufoo survey, as requested above, you will be emailed a temporary Gate 8 passenger vehicle access pass, which will be emailed to you between September 9 – September 12. Print this pass and give to the attendant in the area indicated by the blue circle. This will allow complimentary parking for arrival between 7 – 10 a.m. Parking NOT available after 10 a.m.
- Enter OKC Fairgrounds via Black Gold Drive, off Portland Avenue on the west side, or via Geronimo Drive off of W. Reno Avenue on the south side of OKC Fairgrounds. Do not attempt to enter Gate 7 if you are not transporting animals; continue north on Geronimo Drive.
- If you have not filled out the appropriate form by the deadline noted above or do not have the passenger vehicle access pass, you should be prepared to pay for parking.
- If you are arriving with animals/trailers**, obtain the appropriate credentials from the Livestock Show office and park in the Exhibitor Trailer Parking lot south of Gate 7 after unloading. Trailers are NOT allowed in any other parking lot at OKC Fairgrounds.



Admission Through Gate 8

- After parking in the Gate 8 parking lot north of the barns, walk to Gate 8 where a list will be located containing the names of eligible contestants, ag instructors/leaders or chaperones who have sent Wufoo information as noted above. Complimentary Gate admission will be allowed for those on the list AND arrive between the hours of 7 – 10 a.m.
- Those who did not submit for complimentary admission via Wufoo will need to purchase admission online prior to arrival or at the gate.

Awards/Premiums

- Ribbons will be awarded to the top 10 in each class.
- The High Individual and High Team Members of each division will be presented a jacket and plaque. Plaques will also be awarded to the second and third place individuals and first thru third place teams.
- Premiums:

	1 st	2 nd	3 rd	4 th	5 th	6 th	7 th	8 th	9 th	10 th
Individuals	\$10	\$5	\$5	\$4	\$4	\$4	\$3	\$3	\$3	\$3
Teams	\$25	\$20	\$15	\$12	\$10	\$10	\$10	\$8	\$8	\$8

Classes

- Senior Individuals
- Senior Teams
- Junior Individuals
- Junior Teams

Dairy Judging Contest (Division 5427)



Superintendent: Alan Jennings
Friday, September 22, 2023



- To receive complimentary gate admission, counties or chapters **must fill out a Wufoo survey offered in the link below. This must be completed and submitted no later than September 12, 2023. This link is only for the Dairy Judging Contest.** You may call the Livestock Show Office, 405-948-6707, if you have any questions.
 - Link for Wufoo survey: [Dairy Judging Contest Admission Form](#)
- Registration starts in Barn 3 at 9 a.m.
- Contest takes place in Barn 3 at 10 a.m.
- There is no entry fee for this contest.
- The contest will consist of judging multiple Dairy Heifer and Cow classes.
- Contestants should bring their own pencils and paper.
- The contest will have NO reasons.
- **Late Entries** will be accepted the day of the contest; however, the coaches and team members will be responsible for their own gate admission and parking.
- **Team eligibility:** There will be no limitations on the number of teams from a chapter.
- **FFA eligibility:** Any student in grades 8-12 must be regularly enrolled in a year-long course of study in agricultural education at school in order to be eligible to participate in any FFA activity. Students in the seventh grade are not eligible for FFA membership in Oklahoma.
- **Arrival/Parking**
 - If you have filled out the Wufoo survey, as requested above, you will be emailed a temporary Gate 8 passenger vehicle access pass, which will be emailed to you between September 9 – September 12. Print this pass and give to the attendant in the area indicated by the blue circle. This will allow complimentary parking for arrival between 7 – 10 a.m. Parking NOT available after 10 a.m.
 - Enter OKC Fairgrounds via Black Gold Drive, off Portland Avenue on the west side, or via Geronimo Drive off of W. Reno Avenue on the south side of OKC Fairgrounds. Do not attempt to enter Gate 7 if you are not transporting animals; continue north on Geronimo Drive.
 - If you have not filled out the appropriate form by the deadline noted above or do not have the passenger vehicle access pass, you should be prepared to pay for parking.
 - **If you are arriving with animals/trailers**, obtain the appropriate credentials from the Livestock Show office and park in the Exhibitor Trailer Parking lot south of Gate 7 after unloading. Trailers are **NOT** allowed in any other parking lot at OKC Fairgrounds.
- **Admission Through Gate 8**
 - After parking in the Gate 8 parking lot north of the barns, walk to Gate 8 where a list will be located containing the names of eligible contestants, ag instructors/leaders or chaperones who have sent Wufoo information as noted above. Complimentary Gate admission will be allowed for those on the list AND arrive between the hours of 7 – 10 a.m.
 - Those who did not submit for complimentary admission via Wufoo will need to purchase admission online prior to arrival or at the gate.
- **Awards**
 - Ribbons will be awarded to the top 10 in each class.
 - The student with the highest score will receive an award.
 - Teams: 1st place team members will each be presented an award; 2nd and 3rd place teams will receive an award.
 - Individuals: 1st through 3rd place will receive an award.
- **Classes**
 01. Teams
 02. Individuals

