


LET'S GO AGAIN!



# JR. ARTS & CRAFTS



'24  
COMP  
GUIDE

**FREE REGISTRATION:**

July 1 - August 15

Find Your Contests Inside!

[okstatefair.com/competitions/creative-arts](http://okstatefair.com/competitions/creative-arts)



**OKLAHOMA  
STATE FAIR**

# **MISSION STATEMENT**

Oklahoma State Fair, Inc. is a 501(c)(3) not-for-profit corporation that serves the people of Oklahoma and is dedicated to continuing the organization's heritage of education, entertainment, and economic development through the operation of the OKC Fairgrounds and the annual Oklahoma State Fair.





# New JR. ARTS DEPT.

**TAKE IN WEEKENDS:**


**EVERYTHING BUT COOKING - AUG. 24 - 25**

**COOKING - SEPT. 7 - 8**

**TABLE DECORATING CONTEST - HELPFUL HEROES (PG. 18)**

**HEALTHY LUNCHES (PG. 20)**

**READING IS SWEET (PG. 21)**



# 2024 Creative Arts Program Jr. Arts Competition Guide

## Table of Contents

Click on each contest to get more information!

Oklahoma State Fair Mission Statement.....	Pg. 2
What's New .....	Pg. 3
Calendar of Events .....	Pg. 5
Social Media Info .....	Pg. 6
Creative Arts Drop-Off, Pick Up & Directions .....	Pg. 7
Entry Info & Department Regulations .....	Pg. 8
Prep Your Artwork For Display .....	Pg. 9
Jr. Arts Guidelines & Awards .....	Pg. 10

## JR. ARTS DIVISIONS:

Jr. Arts Cooking (3630) .....	Pg. 11
Jr. Arts Needlework (3631).....	Pg. 12
Jr. Arts Ceramics (3632) .....	Pg. 12
Jr. Arts Young Crafts (3633).....	Pg. 13
Jr. Arts Older Crafts (3634) .....	Pg. 14
Camp Fire & Girl Scouts (3635) .....	Pg. 15
Kids Helping Kids - Jr. Infant Crisis Center Contest (3636) .....	Pg. 16
Youth Fine Arts (3637) .....	Pg. 17
Trash 2 Treasure: Recycled Crafts (3638) .....	Pg. 17

<b>LIVE:</b> Best Dressed Pumpkin Contest (3640) .....	Pg. 18
<b>LIVE:</b> Jr. Table Decorating Contest (3641) .....	Pg. 19
<b>LIVE:</b> Shawnee Mills' Pancake, Flapjack & Griddle Cakes Contest (3642).....	Pg. 20
<b>LIVE:</b> Kids' Cookie Contest (3643).....	Pg. 21
<b>LIVE:</b> Healthy Lunches (3644) .....	Pg. 21
<b>LIVE:</b> Reading Is Sweet (3645).....	Pg. 22
<b>LIVE:</b> Voice of the Fair - Poetry Contest (3526)...	Pg. 23
<b>LIVE:</b> Grilled Cheese Championships (3613) .....	Pg. 23
Recipe Template .....	Pg. 24 - 25

## STAFF CONTACTS

Helen Mehler  
Superintendent  
[hmvol@yahoo.com](mailto:hmvol@yahoo.com)  
405-282-7968

Morgan Chappell  
Creative Programs Manager  
[CreativePrograms@okstatefair.com](mailto:CreativePrograms@okstatefair.com)  
405-948-6731

## 2024 Creative Arts Quick Reference Guide

**Creative Arts registrations must be submitted online.**  
Starting July 1, [CLICK HERE](#) to register.

### Competition Guides

#### Posted Online:

Saturday, June 1

#### Registration:

Monday, July 1, 9 a.m. - Thursday, August 15

#### Deliver Exhibits:

Saturday, August 24, 10 a.m. - 4 p.m.  
Sunday, August 25, 11 a.m. - 4 p.m.

#### Pick Up Exhibits:

Monday, September 23, 2 - 7 p.m.  
Tuesday, September 24, 9 a.m. - 2 p.m.

# Creative Arts Calendar of Events

Schedule for free registration: July 1 at 9 a.m. through August 15

**FREE REGISTRATION MUST BE DONE ONLINE.** If you do not have computer access, please go to your local library or contact your local OSU Cooperative Extension Services.

**Late registration:** We will no longer accept late registration, but we will have on-site registration during take-in.


**On-site registration:** August 24, from 10 a.m. to 4 p.m. and August 25, from 11 a.m. to 4 p.m. Exhibitors will be charged a \$12 fee per exhibitor (not per entry). **Credit or Debit cards will only be accepted.**

Highlighted Below Are 2024 Date Changes. Please be aware.

## CALENDAR

- June 1** New competition guides posted online.
- July 1** Online registration opens at 9 a.m.
- August 15** Entry deadline for the Oklahoma State Fair Creative Arts competitions and contests. Free registrations must be received online by August 15.
- August 16** We will no longer accept late online registrations, but you will be able to register on site during take-in with a fee of \$12. All entries will be turned in on the listed check-in days or the day of the live contest.
- August 24** Entry clerks will receive non-cooking items at the Creative Arts Building from 10 a.m. to 4 p.m. Late registration will be available to enter with a \$12 late registration fee per exhibitor done electronically.
- August 25** Entry clerks will receive non-cooking items at the Creative Arts Building from 11 a.m. to 4 p.m. Late registration will be available to enter with a \$12 late registration fee per exhibitor done electronically.
- August 26 - September 9** All Creative Arts entries judged (excludes live contest entries). This is closed judging. Exhibitors are not permitted to attend. We encourage you to come to the Fair to view results. Judging results will be posted online as soon as they are available, possibly after the end of the State Fair. **Do not call or email to ask for results. They cannot be given out prior to posting.**
- September 7** Entry clerks will receive cooking items at the Creative Arts Building from 10 a.m. to 4 p.m. Late registration will be available to enter with a \$12 late registration fee per exhibitor done electronically.
- September 8** Entry clerks will receive cooking items at the Creative Arts Building from 11 a.m. to 4 p.m. Late registration will be available to enter with a \$12 late registration fee per exhibitor done electronically.
- September 12** Oklahoma State Fair opens! The Creative Arts Building will host a series of demonstrations, live contests, and special events every day of the Fair.
- September 22** Last day of the Oklahoma State Fair.
- September 23** Entry clerks will release exhibits upon presentation of claim check at the Creative Arts Building from 2 to 7 p.m.
- September 24** Entry clerks will release exhibits upon presentation of claim check at the Creative Arts Building from 9 a.m. to 2 p.m. Items not picked up become property of the Oklahoma State Fair.

**SHOW US WHAT YOU'RE WORKING WITH**

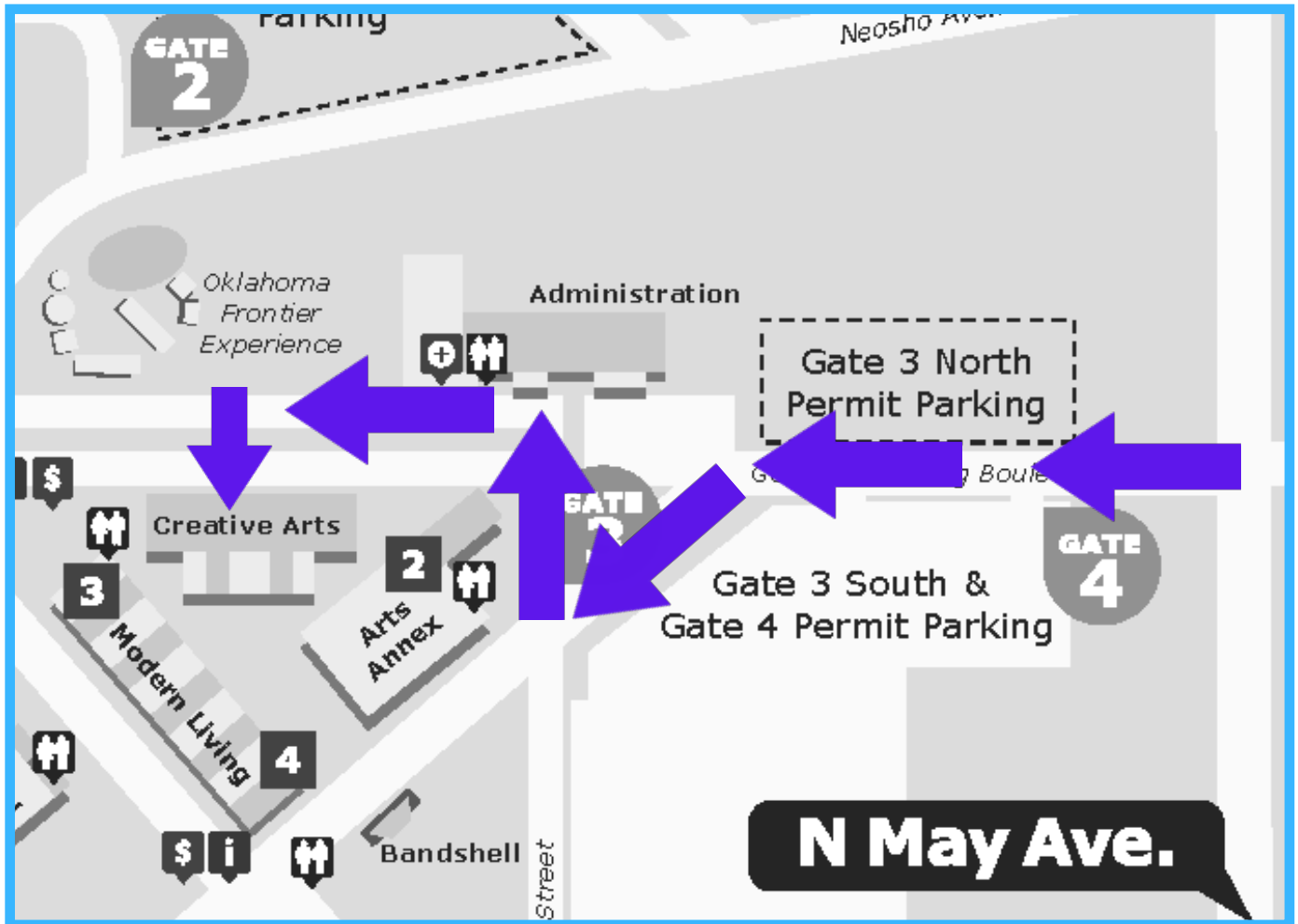


**We know sometimes it takes all year to create something magical to enter in the Fair, or just a few days! Share your progress with us! Tag the Fair when you share your creations and ribbons by using #okstatefair!**



**@okstatefair**

# Creative Arts Drop-Off & Pick Up Map & Information



## How To Get Here: Pre-Fair

Our physical address is 3100 General Pershing Blvd, OKC, OK 73107.

From I-44 take the NW 10th St. eastbound exit and follow until NW 10th St. and May Ave. (2nd light). Turn right onto May Ave. Proceed to Gate 3 (1st light) and drive towards the gate. You will then enter the OKC Fairgrounds and make your way to the Creative Arts Building.

## Drop-Off Information

Drop-off is Saturday, August 24 from 10 a.m. - 4 p.m. and Sunday, August 25 from 11 a.m. - 4 p.m, for **non-cooking** items. Saturday, September 7 from 10 a.m. - 4 p.m. and Sunday, September 8 from 11 a.m. - 4 p.m, for **cooking** items. At check-in you will be given a claim check tag. PLEASE SAVE THESE as they are what you will need to pick up your item(s).

## Pick Up Information

Pick up is Monday, September 23 from 2 - 7 p.m. and Tuesday, September 24 from 9 a.m. - 2 p.m. Please remember to bring your claim check tag as this is how you reclaim your pieces. If you have misplaced your claim check tag, please bring a current photo ID of the exhibitor.

# CREATIVE ARTS RULES AND REGULATIONS

## ENTRY INFORMATION

**Who Can Enter?** ONLY OKLAHOMA RESIDENTS may enter our contests. Exhibitors entering must be amateurs unless an Open (expert) Division is offered.

**Who is considered an Amateur?** Someone who earns less than 10% of their income from this skill. If you have taught this craft before, or currently teach, you are not considered an Amateur, but may enter in an open class, if available.

**Are there any size limitations?** Furniture may be no larger than 40" in any direction. All other exhibits are limited to 30" in any direction.

**How many exhibits can be entered?** ONE ENTRY PER CLASS (unless otherwise stated.) There is no limit on the total number of entries. Photography is the exception with 12 total entries allowed per exhibitor. All entries must have been completed since the final day of the previous Oklahoma State Fair.

**Can I enter something I have entered in the pass?** Unless otherwise specified, items can only be entered once.

**What is the cost to enter?** CREATIVE ARTS ENTRIES ARE FREE if registered by August 15. (Only the wine contest requires an entry fee.)

**May I mail in my exhibit?** No.

**Do I need to pre-register for live contests?** Yes. You cannot register the day of.

**How do I get into the Fair if I am entered in a live contest?** **ONLY EXHIBITORS** receive FREE ENTRY AND PARKING with live contests. Family and friends will need to purchase a ticket to get in the day of the contest. Please check out our pre-sale of tickets starting in July and ending the day before the start of the Fair.

**All entries must be the work of the exhibitor and completed since the previous Oklahoma State Fair except as noted.**

## CREATIVE ARTS DEPARTMENT REGULATIONS

- The Oklahoma State Fair reserves the right to reject any exhibit offered if it is objectionable in any way, if it requires an excessive amount of space, or if the capacity of the department has been reached. Any contest may be cancelled for lack of entries.
- Each item turned in is completed by one person, unless otherwise noted in the competition information.
- All work must be original. Art reproduced or rendered from works of masters, from advertisements, materials from published sources, or from widely circulated photographs is not original. All art is not allowed, unless specified by the rules.
- Your items will be handled with care, however, Oklahoma State Fair, Inc. is not responsible for items that are damaged or lost while on display during the Fair. If the exhibitor feels it necessary, they must purchase their own insurance at their own expense. Exhibitors MAY NOT supply their own display stands. Only OSF stands will be used for display.
- Each exhibit will be evaluated by qualified individuals and the decision of the judge(s) is final. All cash prizes will be paid from the awards as marked by the judges and not from ribbons that may be attached to the exhibits. Judges are instructed not to award cash prizes unless the exhibit is deemed worthy of the placing awarded. Premium payouts for the Creative Arts Department will be mailed to exhibitors after the close of the Fair.
- Within 90 days from the last day of the 2024 Oklahoma State Fair, it is the responsibility of the Payee to file, in writing, a claim for lost or incorrect awards.
- If it is ascertained that an exhibitor has made any false statement with regards to any article or exhibit, or if any exhibitor attempts to harass or interfere with the judge or judges in the performance of their duties, the exhibitor shall be excluded from competition and forfeit all premiums.
- Any protest must be made in writing and accompanied by a deposit of \$50, which will be forfeited if protest is not sustained. Said protest must state plainly the cause of complaint or appeal and must be filed with the Creative Programs Manager by 5 p.m. on Thursday of the closing week of the Fair. Judges will be encouraged to view exhibits after items have been placed on display with names. If they believe that an exhibitor is not in the correct skill level, that judge will be encouraged to protest the placement.
- Every effort will be made to display entries in an attractive arrangement; however, items entered for competition will be displayed through 3rd place. Other entries will be displayed only as space is available and at the discretion of the superintendents.




# PREP YOUR ARTWORK FOR DISPLAY

To insure artwork is handled/hung correctly, follow these following steps.

All pieces should be mounted so they can be hung. This includes pieces drawn on paper, flat-backed canvases and pieces just in matting. If your artwork is flat or a piece of paper, attach it to a black piece of posterboard with no more than 2" border around the artwork.

Acceptable ways to hang items are to include d-ring with wire to hang, sawtooth hanger, or a soda pop tab hot/super glued to the back of your piece. Framed pieces will also be accepted.




D-ring with wire



Sawtooth hanger



Drawing on white paper matted  
& soda pop tab for hanging



Soda pop tab holder

For three-dimensional pieces, if there is a proper way to display, please include a note and tape to the bottom so we can display your item correctly.

# GUIDELINES & AWARDS

## GUIDELINES

Register your child by the grade they finished in the previous school year.

**NO EXHIBIT MAY EXCEED 30" x 30" x 30"**

ALL COOKING ENTRIES (except decorated cakes/cupcakes and pastry type) must be from recipes - **no mixes**.

Recipes must accompany food entries and be submitted on the recipe template provided at the end of the competition guide.

- **DO NOT** submit food exhibits in storage containers.
- Food items requiring refrigeration **WILL NOT be accepted.**
- **CANDY** - Bring at least 1/2 lb.
- **CAKES** - must be on heavy saran or foil-wrapped cardboard with at least 1" margin all the way around the cake.
  - Bundt cake, Angel food, fruitcake and pound cakes do not have to be iced.
  - NO cakes accepted in pans.
  - Decorated cakes may be any shape or style and ready for display.
  - Decorated cakes/cupcakes are judged on appearance only.
- **BREADS** are to be a standard, full-size loaf on heavy saran or foil-wrapped cardboard.
- **JAMS** and **JELLIES** are to be sealed in regulation pint or other regulation jelly jar with no paraffin.
- **JEWELRY** or **BEADWORK** Attach your item to 6" x 7" white poster board with tape, pins, paperclips or brads then slip the exhibit inside a zip-closed plastic baggie.

## AWARDS

(Divisions 3630, 3631, 3632, 3633)

1st place in ea. class will receive \$3; 2nd place in ea. class will receive \$2. Ribbons will be awarded through 10th place in ea. class.

A Best of Show will be awarded in each area in each age group. An overall Grand Champion will be awarded in each area.

BEST OF SHOW, Cooking (Each Division).....	Rosette
BEST OF SHOW, Needlework (Each Division).....	Rosette
BEST OF SHOW, Ceramics (Each Division).....	Rosette
BEST OF SHOW, Crafts (Each Division).....	Rosette
GRAND CHAMPION (Each Area) .....	Rosette

## AWARDS

(Divisions 3637, 3638)

1st place in ea. class will receive \$3; 2nd place in ea. class will receive \$2. Ribbons will be awarded through 10th place in ea. class.

A Best of Show will be awarded in each area in each age group.

BEST OF SHOW (Each Division).....	Rosette
-----------------------------------	---------

# JR. ARTS COOKING

## Division 3630

### 2nd Grade & Younger

01. Cake - any decorated, not to exceed 20" in diameter
02. Cake - 2 layers or more
03. Breads, biscuits or rolls
04. Cupcakes - decorated (submit 6)
05. Brownies (submit 6)
06. Cookies - baked (submit 6 - 9)
07. Cookies - no-bake (submit 6 - 9)
08. Cookies - not listed (submit 6 - 9)
09. Baked item not listed
10. Fudge (submit 1/2 lb)
11. Candy - not listed (submit 1/2 lb)

### 3rd to 6th Grades

12. Cake - any decorated, not to exceed 20" in diameter
13. Cake - 2 layers or more
14. Breads, biscuits or rolls
15. Fruit pie, homemade crust only
16. Yeast or rising breads
17. Cupcakes - decorated (submit 6)
18. Brownies (submit 6)
19. Cookies - baked (submit 6-9)
20. Cookies - no-bake (submit 6-9)
21. Cookies - not listed (submit 6-9)
22. Baked item not listed
23. Fudge (submit 1/2 lb)
24. Candy - not listed (submit 1/2 lb)
25. Jelly - May submit two (2) items if they are different flavors
26. Jam or preserves - May submit two (2) items if they are different flavors

### 7th to 9th Grades

27. Cake - any decorated, not to exceed 20" in diameter
28. Cake - 2 layers or more
29. Breads, biscuits or rolls
30. Fruit pie, homemade crust only
31. Yeast or rising breads
32. Cupcakes - decorated (submit 6)
33. Brownies (submit 6)
34. Cookies - baked (submit 6-9)
35. Cookies - no-bake (submit 6-9)
36. Cookies - not listed (submit 6-9)
37. Baked item not listed
38. Fudge (submit 1/2 lb)
39. Candy - not listed (submit 1/2 lb)
40. Jelly - May submit two (2) items if they are different flavors
41. Jam or preserves - May submit two (2) items if they are different flavors

### 10th to 12th Grades

42. Cake - any decorated, not to exceed 20" in diameter
43. Cake - 2 layers or more, iced
44. Cake - tube or Bundt
45. Fruit pie, homemade crust only
46. Fruit and/or nut cakes or breads
47. Yeast or rising breads
48. Cupcakes - decorated (submit 6)
49. Brownies (submit 6)
50. Cookies - oatmeal, chocolate chip or peanut butter (submit 6-9)
51. Cookies - cut-out (submit 6-9)
52. Cookies - no-bake (submit 6-9)
53. Cookies - not listed (submit 6-9)
54. Any baked item not listed (if biscuits or hot rolls, submit 3-5 )
55. Fudge (submit 1/2 lb)
56. Candy - not listed (submit 1/2 lb)
57. Jelly - May submit two (2) items if they are different flavors
58. Jam or preserves - May submit two (2) items if they are different flavors

# JR. ARTS NEEDLEWORK

## Division 3631

### 2nd Grade & Younger

01. Embroidery, cross-stitch or needlepoint
02. Crocheted or knitted item
03. Any sewn fleece item
04. Latch-hook item
05. Stuffed toy
06. Pot holder - sewn or woven
07. Apron or dress
08. Doll clothes
09. Quilt - any design, pattern or size - please specify who quilted
10. Pillowcase - handmade
11. Sewn item not listed

### 3rd to 6th Grades

12. Embroidery, cross-stitch or needlepoint
13. Crocheted or knitted item
14. Any sewn fleece item
15. Latch-hook item
16. Stuffed toy
17. Pot holder - sewn or woven
18. Fiber felting item
19. Pillowcase - handmade
20. Apron or dress
21. Skirt, shorts, slacks or pants
22. Patchwork sewing
23. Quilt - any design, pattern or size - please specify who quilted
24. Decorative throw pillow
25. Sewn item not listed

### 7th to 9th Grades

26. Embroidery, cross-stitch or needlepoint
27. Crocheted or knitted item
28. Any sewn fleece item
29. Latch-hook item
30. Stuffed toy
31. Pot holder - sewn or woven
32. Fiber felting item
33. Pillowcase - handmade
34. Apron or dress
35. Skirt, shorts, slacks or pants
36. Patchwork sewing
37. Quilt - any design, pattern or size - please specify who quilted
38. Decorative throw pillow
39. Sewn item not listed

### 10th to 12th Grades

40. Embroidery, cross-stitch or needlepoint
41. Crocheted or knitted item
42. Any sewn fleece item
43. Loomed article
44. Pillowcase - handmade
45. Fiber felting item
46. Apron or simple dress
47. Suit style or lined dress, jacket or coat
48. Blouse or shirt
49. Skirt, shorts, slacks or pants
50. Patchwork sewing
51. Quilt - any design, pattern or size - please specify who quilted
52. Decorative throw pillow
53. Sewn item not listed

# JR. ARTS CERAMICS

## Division 3632

### 2nd Grade & Younger

01. Stained bisque (name technique)
02. Underglaze (name technique)
03. Glaze (name technique)
04. Hand molded, fired clay piece
05. Ceramic item not listed

### 3rd to 6th Grades

06. Stained bisque (name technique)
07. Underglaze (name technique)
08. Glaze (name technique)
09. Hand molded, fired clay piece
10. Ceramic item not listed

### 7th to 9th Grades

11. Stained bisque (name technique)
12. Underglaze (name technique)
13. Glaze (name technique)
14. Hand molded, fired clay piece
15. Ceramic item not listed

### 10th to 12th Grades

16. Stained bisque (name technique)
17. Underglaze (name technique)
18. Glaze (name technique)
19. Hand designed ceramic piece (name technique)
20. Hand molded, fired clay piece
21. Ceramic item not listed

# JR. ARTS YOUNG CRAFTS

## Division 3633

### 2nd Grade & Younger

- |   |  |  |
|---|--|--|
| 01. Hand painted plaster or resin piece | 11. String art                                     | 19. Wood craft                                     |
| 02. Decoupage                           | 12. Weaving  | 20. Pinewood derby car                             |
| 03. Any scrapbooking item               | 13. Any no sew fleece project                      | 21. Handmade toy                                   |
| 04. Fabric craft (flowers, etc.)        | 14. Decorative holiday item: Halloween (under 21") | 22. Fashion accessories                            |
| 05. Fabric painting                     | 15. Decorative holiday item: Christmas (under 21") | 23. Hand-made paper-mâché, pulp or strip technique |
| 06. Paper craft                         | 16. Decorative holiday item: Other (under 21")     | 24. Collections                                    |
| 07. Candle making                       | 17. Christmas tree ornament: painted               | 25. Small home furnishing item                     |
| 08. Any duct tape item                  | 18. Christmas tree ornament: unpainted             | 26. Yard art/outdoor décor                         |
| 09. Leather craft                       |  | 27. Craft item not listed                          |
| 10. Clay flower pot craft               |  |  |

### 3rd to 6th Grades

- |   |  |  |
|---|--|--|
| 28. Hand painted plaster or resin piece | 40. Any no sew fleece project                      | 49. Handmade toy                                   |
| 29. Any scrapbooking item               | 41. Decorative holiday item: Halloween (under 21") | 50. Fashion accessories                            |
| 30. Decoupage                           | 42. Decorative holiday item: Christmas (under 21") | 51. Hand-made paper-mâché, pulp or strip technique |
| 31. Fabric craft (flowers, etc.)        | 43. Decorative holiday item: Other (under 21")     | 52. Basket weaving                                 |
| 32. Fabric painting                     | 44. Christmas tree ornament: painted               | 53. Decorative painting                            |
| 33. Paper craft                         | 45. Christmas tree ornament: unpainted             | 54. Collections                                    |
| 34. Candle making                       | 46. Wood craft (no kits)                           | 55. Small home furnishing item                     |
| 35. Any duct tape item                  | 47. Woodworking or wood burning item               | 56. Yard art/outdoor décor                         |
| 36. Leather craft                       | 48. Pinewood derby car                             | 57. Craft item not listed                          |
| 37. Clay flower pot craft               |  |  |
| 38. String art                          |  |  |
| 39. Weaving                             |  |  |

# JR. ARTS OLDER CRAFTS

## Division 3634

### 7th to 9th Grades

01. Hand painted plaster or resin piece
02. Any scrapbooking item
03. Decoupage
04. Fabric craft (flowers, etc.)
05. Fabric painting
06. Paper craft
07. Candle making
08. Any duct tape item
09. Leather craft
10. Clay flower pot craft
11. String art
12. Weaving
13. Any no sew fleece project
14. Decorative holiday item: Halloween (under 21")
15. Decorative holiday item: Christmas (under 21")
16. Decorative holiday item: Other (under 21")
17. Christmas tree ornament: painted
18. Christmas tree ornament: unpainted
19. Wood craft (no kits)
20. Woodworking or wood burning item
21. Pinewood derby car
22. Handmade toy
23. Fashion accessories
24. Hand-made paper-mâché, pulp or strip technique
25. Basket weaving
26. Decorative painting
27. Collections
28. Small home furnishing item
29. Yard art/outdoor décor
30. Craft item not listed

### 10th to 12th Grades

31. Hand molded piece - air or heat dried (name medium)
32. Polymer clay art
33. Hand painted plaster or resin piece
34. Plaster piece (no plaques)
35. Decoupage
36. Fabric craft (flowers, etc.)
37. Fabric painting
38. Paper craft
39. Candle making
40. Metal punch art
41. Leather craft
42. Clay flower pot craft
43. String art
44. Weaving
45. Any no sew fleece project
46. Decorative holiday item: Halloween (under 21")
47. Decorative holiday item: Christmas (under 21")
48. Decorative holiday item: Other (under 21")
49. Christmas tree ornament: painted
50. Christmas tree ornament: unpainted
51. Wood craft (no kits)
52. Woodworking or wood burning item
53. Pinewood derby car
54. Fashion accessories
55. Hand-made paper-mâché, pulp or strip technique
56. Beadwork
57. Jewelry - handmade
58. Basket weaving
59. Decorative painting
60. Collections
61. Small home furnishing item
62. Yard art/outdoor decor
63. Craft item not listed

# CAMP FIRE & GIRL SCOUTS

## Division 3635

Camp Fire and Girl Scouts club/troop exhibits must be set up on Friday, September 6 or Saturday, September 7 by appointment. Please contact the Jr. Arts & Crafts Superintendent Helen Mehler by September 5 to schedule a time. **Individual members** may deliver exhibits on Friday, September 6 from 10 a.m. - 5 p.m. or Saturday, September 7 from 9 - 11:30 a.m. **No exhibits will be accepted after 11:30 a.m.**

Regular registration deadlines apply. See pages 2 & 3 of Jr. Arts Competition Guide for registration deadlines. A Camp Fire club or Girl Scout troop may present an activity participated in during the past year, as a club or troop project. **Enter with last year's age/program level.**

**Display Guidelines:** Club or Troop displays will be limited to one activity, which may be displayed within a case 48" wide, 12" to 22" deep, and 17" high or free standing on a tri-fold board 18" tall by 48" wide. Any **individual member display** is to be on a tri-fold board, 18" tall by 48" wide.

**Girl Scout Rules:** Troop entries must be entered in leader or consultant's name. Mark all entries with troop #, multi-level group # or Juliette, leader or consultant's name, age level & city. All badges, patches, etc. must have been earned by the troop or individual displaying them. Mark individual entries with member's name, age level, leader or consultant's name.

**Camp Fire Rules:** Club entries must be entered in leader's name. Include leader's name, club name, school, grade and program level. Individual member entries must include youth's name, grade and program level. Suggested size for Club flag is 2' x 3' and must have a casing or other means of display.

### GIRL SCOUTS

#### Troop Exhibit

01. Daisies
02. Brownies
03. Juniors
04. Cadettes
05. Seniors/Ambassadors

#### Girl Scout - Uniform Vest/Sash Display

06. Daisies
07. Brownies
08. Juniors
09. Cadettes
10. Seniors/Ambassadors

#### Girl Scout - Badge/Event Patch \*

11. Daisies
12. Brownies
13. Juniors
14. Cadettes
15. Seniors/Ambassadors

#### Girl Scout - Journeys Take Action Project Display \*

16. Daisies
17. Brownies
18. Junior
19. Cadettes
20. Seniors/Ambassadors

### CAMP FIRE & GIRL SCOUT - CHAMPIONSHIP AWARD

To be eligible for the Championship Award, each Girl Scout troop or Camp Fire club must have a group display and three or more members with traditional exhibits in the Jr. Arts and Crafts Department. Leaders must submit a list of participating members at the time of the group display. This award will be presented to the troop/club who earns the highest total number of points in the Jr. Arts and Crafts Department. 1st place counts as three (3) points, 2nd place counts as two (2) points, 3rd place counts as one (1) point.

CHAMPIONSHIP AWARD .....\$10 & Championship Rosette

#### Girl Scout - Travel Display \*

21. Daisies
22. Brownies
23. Juniors
24. Cadettes
25. Seniors/Ambassadors

#### Girl Scout - Gold/Silver/Bronze Award \*

26. Junior/Bronze
27. Cadette/Silver
28. Seniors & Ambassadors/Gold

### CAMP FIRE

#### Club Exhibit

29. Little Stars
30. Starflight
31. Adventure
32. Discovery
33. Horizon

#### Camp Fire - Uniform Display

34. Adventure Vests
35. Discovery and Horizon Ceremonial Attire

#### Camp Fire - Club Flags

36. Little Stars
37. Starflight
38. Adventure
39. Discovery
40. Horizon

#### Camp Fire - Torch Bearer \*

41. Discovery
42. Horizon

#### Camp Fire - Crafts of Nature

43. Little Stars
44. Starflight
45. Adventure
46. Discovery
47. Horizon

#### Camp Fire - Progression in Outdoor Action \*

- Outdoor Action level must be stated: Fire Tender, High Adventure, etc.
48. Adventure
  49. Discovery
  50. Horizon

#### Camp Fire - WoHeLo Advocacy Speak Out

- Speak out display is limited to one subject. The display must include Advocacy topic of subject
51. Sophomore - WoHeLo Advocacy
  52. Junior - WoHeLo Advocacy
  53. Senior - WoHeLo Advocacy

\* - must be displayed on tri-fold board

# KIDS HELPING KIDS - INFANT CRISIS CENTER CONTEST Division 3636

Every year, Creative Arts participants enter beautiful hand-made artwork, crafts and sewn items to be displayed during the Fair. Now, junior artisans have an opportunity to donate their exhibits to an Oklahoma organization that helps children in need.

Infant Crisis Services provides clothing along with life sustaining formula, food and diapers to babies and toddlers in time of crisis, because no baby should go hungry.

Exhibitors may enter up to three items in each class.

All items entered into this division will be displayed together during the annual Oklahoma State Fair. Selected items will then be donated to Infant Crisis Services after the Fair ends.

Award ribbons will be returned to exhibitors at the close of the Fair.

01. Fleece item - cap/hat or throw/blanket (no larger than 60" x 60")
02. Any crocheted or knitted baby item (toys should not have any choking hazards such as loose button eyes, pom poms, etc. and booties should not have extra string/ribbon ties)

## AWARDS

Ribbons will be awarded through 10th place in each class. A special charity ribbon will be awarded to each exhibitor.

**BEST IN SHOW** ..... **Rosette**



### Organization Information:

It is hard to imagine anything more stressful than sending your baby to bed hungry, yet it happens every day in central Oklahoma. Infant Crisis Services strives to make a difference in the life of a hungry baby. They provide formula, food, diapers, clothing and other essential items to babies during a very critical stage in a baby's development. Infant Crisis Services also serves as a link to connect families with other helping agencies and programs that lead to self-sufficiency. They believe each individual should be treated with compassion and respect.

### Statistics:

One in four Oklahoma babies go to bed hungry.

85% of brain development occurs during the first 3 years of life.

There are close to 38,000 babies and toddlers living in poverty in central Oklahoma.

In 2020 - 2021, Infant Crisis Services served more than 21,900 babies and toddlers.

In 2020 - 2021, Infant Crisis Services gave away 8,325 bottles with 233,100 bottles of formula and 972,752 diapers.



# YOUTH FINE ARTS

## Division 3637

The finished overall size of artwork including any poster board border of 1" or more, frame or mat is 30" in any direction. All artwork must be ready to hang or mount. For safety, PLEASE REMOVE ALL GLASS from any frame. No art piece should weigh over 5 lbs.

### 2nd grade & younger

01. Glass art
02. Mosaic art
03. Acrylic paints
04. Water based paint
05. Pencil - graphite
06. Pencil - colored
07. Marker (any type)
08. Chalk
09. "By the numbers" project
10. Crayon
11. Sculpture (paper, wire, clay, etc.)
12. Finger painting
13. Mixed medium
14. Miscellaneous art

### 3rd - 6th grades

15. Glass art
16. Metal art
17. Mosaic art
18. Acrylic paints
19. Water based paint
20. Pencil - graphite
21. Pencil - colored
22. Marker (any type)
23. Pen and ink
24. Oil based paint
25. Charcoal
26. Pastels
27. Chalk
28. "By the numbers" project
29. Crayon
30. Sculpture (paper, wire, clay, etc.)
31. Mixed medium
32. Miscellaneous art

### 7th - 9th grades

33. Glass art
34. Metal art
35. Mosaic art
36. Acrylic paints
37. Water based paint
38. Pencil - graphite
39. Pencil - colored
40. Marker (any type)
41. Charcoal
42. Pen and ink
43. Oil based paint
44. Pastels
45. Chalk
46. Crayon
47. Sculpture (paper, wire, clay, etc.)
48. Mixed medium
49. Miscellaneous art

### 10th - 12th grades

50. Glass art
51. Metal art
52. Mosaic art
53. Acrylic paints
54. Water based paint
55. Pencil - graphite
56. Pencil - colored
57. Marker (any type)
58. Charcoal
59. Pen and ink
60. Oil based paint
61. Pastels
62. Chalk
63. Crayon
64. Sculpture (paper, wire, clay, etc.)
65. Mixed Medium
66. Miscellaneous art

## TRASH 2 TREASURE: RECYCLED CRAFTS

### Division 3638

- Entries must incorporate recycled items or use existing items in a new way.
- Entries must be at least 50% recycled (unless otherwise stated).
- Items entered in 100% recycled category must be an item transformed into something of a different use (if it started off as pants, it cannot be a pant/short).

#### Judging criteria:

Percentage of recycled material used - 30%

Creative use of materials - 40%

Practicality and durability: submissions are practical and durable - 10%

Coolness factor and aesthetics: submissions are unique, interesting, and/or visually pleasing and stimulating - 20%

### 2nd grade & younger

01. Clothing
02. Jewelry/accessory
03. Usable item
04. Decorative item
05. 100% recycled

### 3rd - 6th grades

06. Clothing
07. Jewelry/accessory
08. Usable item
09. Decorative item
10. 100% recycled

### 7th - 9th grades

11. Clothing
12. Jewelry/accessory
13. Usable item
14. Decorative item
15. 100% recycled

### 10th - 12th grades

16. Clothing
17. Jewelry/accessory
18. Usable item
19. Decorative item
20. 100% recycled

# BEST DRESSED PUMPKIN CONTEST

## Division 3640

**Thursday, September 12, 2024**

**Check-in:** 3:30 - 4 p.m. (NO LATE CHECK-INS)

**Judging Begins:** 4:30 p.m.

**Location:** Creative Arts Building - Lower Bay

Contestants are asked to decorate/carve ARTIFICIAL pumpkins for this event. Real pumpkins WILL NOT be accepted. One entry per contestant.

Pumpkins will remain on display for the remainder of the Fair. Participants may pick up their entries per the release instructions in the Creative Arts calendar of events.

Pumpkins can be dressed or decorated as storybook characters (Cinderella, Humpty Dumpty, Harry Potter, etc.), real characters (police officer, firefighter, nurse, etc.) or traditional Halloween characters (witch, scarecrow, Dracula, etc.). Pumpkins will be judged on originality, decorations, creativity and craftsmanship.

01. 2nd grade & younger
02. 3rd - 6th grades
03. 7th - 9th grades
04. 10th - 12th grades

### AWARDS

Ribbons will be awarded through 10th place in each class.

- 1st Place (in each class)** ..... Ribbon & \$20
- 2nd Place (in each class)** ..... Ribbon & \$10
- 3rd Place (in each class)** ..... Ribbon & \$5
- People's Choice** ..... Rosette & \$20
- BEST DRESSED PUMPKIN** ..... Rosette & \$25



# JR. TABLE DECORATING CONTEST

## Division 3641

**Wednesday, September 11, 2024**

**Check-in:** 5:15 - 5:45 p.m. (NO LATE CHECK-INS)

**Table Decorating:** 5:45 - 6:30 p.m.

**Judging Begins:** 6:30 p.m.

**Location:** Creative Arts Building - Upper Bay  
(Please enter through west doors)



CONVENTIONS & MORE

OKLAHOMA CITY

### 2024 Table Decorating Contest Theme: HELPFUL HEROES

#### Contest requirements:

Create a tablescape with ONE place setting on a 30" round table. The design should be set for a party for your favorite hero, may that be a first responder, a teacher, a superhero, or an important person in your life, like your parent or someone important! Decorations may incorporate centerpieces, decorative items, etc. Skillful hand craftsmanship of any element of the table setting will be given consideration in judging. Decorations may be real or artificial, but they must hold up for the entire display time. Table decorations should incorporate some aspect of the theme.

- Table decorating is limited to tabletop only – props will not be allowed on the floor
- Each table setting must include a menu on a 5 x 7 card and no more than one place setting
- Table coverings should reach to floor. (Table height is 30") A standard 90" tablecloth is appropriate.

#### PLEASE NOTE: THIS CONTEST TAKES PLACE PRIOR TO THE FAIR!

Set-up and judging for Table Decorating Contest will be held on Wednesday, September 11, 2024. Tables will be on display in the Upper Bay of the Creative Arts Building for the **ENTIRE RUN OF THE FAIR!** All participants (or guardians) will be asked at check-in if they would like to collect their items Sunday, September 22 between 8 and 9 p.m., or Monday, September 23 during reclaim. **ITEMS MUST BE PICKED UP BY MONDAY** or items will become property of the State Fair. Participants who plan to pick up items Sunday will be put on a list for date of pick up. If someone else is breaking down your exhibit, please be sure they have a signed note from you.

#### Judging Criteria:

Visual appeal - Tables are judged on creativity and theme continuity.

Menu - Menu should be balanced and reflect the theme of your party.

Setting and proper placement - Place setting should have proper placement and spacing of dining pieces needed for all listed menu items placed in their proper location, not including the serving plates and bowls.

#### AWARDS

Ribbons will be awarded through 10th place

**1st Place**..... **Rosette & \$100**

**2nd Place**..... **Ribbon & \$50**

**3rd Place**..... **Ribbon & \$25**

# SHAWNEE MILLS PANCAKES, FLAPJACKS & GRIDDLE CAKES

Division 3642

**Saturday, September 21, 2024**

**Check-in:** 9:30 - 10 a.m. (NO LATE CHECK-INS)

**Contest Begins:** 10 a.m.

**Location:** Creative Arts Building - Kitchen Stage

- Shawnee Mills will provide a package of pancake mix to each contestant for each class and provide the cash awards.
- The Oklahoma State Fair will provide cooking and serving utensils, 1 egg and 1 cup of milk for the contestants.
- Each contestant should bring their recipe typed on plain 8 1/2" by 11" paper and the ingredients they wish to add to the basic pancake batter to make their pancakes the best. Contestants can make up to 3 pancakes. All three pancakes must represent one recipe. For example, a chocolate-banana-peanut butter recipe could include one pancake topped with each ingredient, but all pancakes of an entry must be part of the same recipe.
- Additional ingredients must be prepared before arriving at the contest; ingredients must be ready to mix into the batter or serving. Pancakes must be cooked on medium to high heat. Please bring additional condiments for serving like butter, syrup, honey, etc.
- Each contestant has a 20-minute time limit to prepare his/her pancakes.

**ONLY contestants and Fair staff will be allowed in the cooking area.**

## Judging Criteria:

Consideration will be given to preparation, presentation and creativity in use of the pancake mix, texture, taste and flavor.

01. Kindergarten - 5th grade - Traditional pancakes
02. Kindergarten - 5th grade - Crepe style pancakes
03. 6th - 12th grade - Traditional pancakes
04. 6th - 12th grade - Crepe style pancakes



## AWARDS

Premiums provided by Shawnee Mills

Ribbons will be awarded through 10th place in each class.

- 1st Place (each class) ..... Rosette & \$25**
- 2nd Place (each class) ..... Ribbon & \$15**
- 3rd Place (each class) ..... Ribbon & \$10**
- BEST OF SHOW (Combined age groups) ..... Rosette & \$25**

# KIDS' COOKIE CONTEST

## Division 3643

**Sunday, September 22, 2024**

**Check-in:** 1 - 1:45 p.m. (NO LATE CHECK-INS)

**Judging Begins:** 2 p.m.

**Location:** Creative Arts Building - Middle Bay Demonstration Stage

- Cookies will be judged by KIDS, 100% on taste, texture and originality.
- Print or type recipe on plain 8 1/2" x 11" sheet of paper listing ingredients, amounts and order used, complete directions for assembly, timing, yield and any other helpful information.
- Submit six of the prepared cookies for judging. Cookies must be made solely by the contestant.
- The 2024 first place winner will be invited to be a judge for the 2025 contest.

### AWARDS

Ribbons will be awarded through 10th place in each class.

<b>1st Place</b> .....	<b>Rosette &amp; \$50</b>
<b>2nd Place</b> .....	<b>\$25</b>
<b>3rd Place</b> .....	<b>\$15</b>
<b>4th Place</b> .....	<b>\$10</b>
<b>5th Place</b> .....	<b>\$5</b>

# HEALTHY LUNCHES

## Division 3644

**Tuesday, September 17, 2024**

**Check-in:** 5:15 - 5:45 p.m. (NO LATE CHECK-INS)

**Judging Begins:** 6 p.m.

**Location:** Creative Arts Building - Middle Bay Demonstration Stage

Express your creativity with your school lunch! Pack your favorite nutritional lunch you would bring to school! Each lunch should contain 4 – 6 items in it and beverages are not required, since school lunch milk is available. Some items can be store-bought, but half of the items must be made at home. Be creative! Make some spinach muffins! Add zucchini to your brownies! Crinkle cut your carrots! Go for it!

Each contestant must bring a written out list of items that are in the box for the judge.

### AWARDS

Ribbons will be awarded through 10th place

<b>1st Place</b> .....	<b>Rosette &amp; \$25</b>
<b>2nd Place</b> .....	<b>Ribbon &amp; \$15</b>
<b>3rd Place</b> .....	<b>Ribbon &amp; \$10</b>

# READING IS SWEET

## Division 3645

**Sunday, September 15, 2024**

**Check-in:** 5:15 - 5:45 p.m. (NO LATE CHECK-INS)

**Judging Begins:** 6 p.m.

**Location:** Creative Arts Building - Middle Bay Demonstration Stage

Do you have a book or a favorite character you have always wanted to make a treat for? Is there book art that had made you want to decorate a cookie or a cake? This is the contest for you! Be creative and make something you think would be in the book, or a treat your favorite character would enjoy.

Contestants will need to include a short written description listing your favorite book and why you made the item. Recipe must also be included. All decorations must be edible so the judge can taste them!


### AWARDS

Ribbons will be awarded through 10th place

**1st Place** ..... **Rosette & \$25**

**2nd Place** ..... **Ribbon & \$15**

**3rd Place** ..... **Ribbon & \$10**



# VOICE OF THE FAIR: POETRY CONTEST

## Division 3526

**Friday, September 13, 2024**

**Check-in:** 1:15 - 6:45 p.m. (NO LATE CHECK-INS)

**Judging Begins:** 7 p.m.

**Location:** Arts Annex

Anyone age 14 and older is welcome to enter. Registration will be limited to the first 30 entrants. A printed copy of the poem must be submitted at check-in. The Oklahoma State Fair retains the right to publish portions of the poems for promotional purposes. Poems may be up to 2 minutes in length. The performer will be warned at 1:50 and stopped at 2 minutes. Subject matter must be G rated with no profanity. The style may be of a rhyming or non-rhyming scheme. Order of appearance will be done through a random draw prior to competition. Audience Favorite ballots will be distributed prior to the first contestant in each class. Those voting must be present for the entire contest.

### AWARDS

Ribbons will be awarded through 10th place.

<b>BEST IN SHOW</b> .....	<b>Rosette &amp; \$100</b>
<b>People's Choice</b> .....	<b>Rosette &amp; \$50</b>
<b>Most Inspirational</b> .....	<b>Rosette &amp; \$25</b>
<b>Most Entertaining</b> .....	<b>Rosette &amp; \$25</b>

# GRILLED CHEESE CHAMPIONSHIPS

## Division 3613

**Friday, September 20, 2024**

**Check-in:** 4:45 - 5:15 p.m. (NO LATE CHECK-INS)

**Contest Begins:** 5:30 p.m.

**Location:** Creative Arts Building - Kitchen Stage

There's just something about bread, butter and cheese!

- Each contestant will assemble, prepare and cook their sandwich on the kitchen stage. All ingredients need to be prepared in advance (washed, sliced, chopped, etc.) and competitors must provide their own pans and utensils.
- Sandwiches will be judged on:

Taste: 40%

Presentation: 30%

Creativity: 30%

01. Traditional - White bread, butter or margarine (no flavors or infusions) and 'orange' cheese (American or cheddar)
02. Touch of Sweet - Any bread, any cheese, sweet ingredient(s) such as fruit
03. The Melting Pot - Any bread, any butter or margarine, any cheese PLUS additional ingredient(s)
04. Jr. Division - All sandwiches prepared by exhibitors ages 18 and under

### AWARDS

Ribbons will be awarded through 10th place in each class.

<b>1st Place (Each Class)</b> .....	<b>Rosette &amp; \$50</b>
<b>2nd Place (Each Class)</b> .....	<b>Ribbon &amp; \$25</b>
<b>3rd Place (Each Class)</b> .....	<b>Ribbon &amp; \$15</b>

Exhibitor \_\_\_\_\_

Division: \_\_\_\_\_

Contest \_\_\_\_\_

Class: \_\_\_\_\_

Place: \_\_\_\_\_

Name of Recipe: \_\_\_\_\_

AMT	UNIT	INGREDIENTS

**Preparation Instructions**

Yield: \_\_\_\_\_



