



Oklahoma State Fair Equine Empowerment

Horse Show Wednesday, September 18, 2024

Text Instructions for pattern for Trail In Hand, Walk/Jog:

Class Numbers 1 & 5

AND Trail Under Saddle, Walk/Jog: Class numbers 6 & 7 & 10.

(Objects not to scale)

- 1) Enter Arena
 - 2) Proceed to Cone **A**: Wait for Judge or Ringmaster to tell you to proceed
 - 3) Proceed to the left and walk over the two logs.
 - 4) Continue to the box: enter the box and perform a 360 to the right
 - 5) Walk out of box and proceed to the next cone indicated **B**
 - 6) At the **B** cone pick up a jog and jog to the next cone **C** on the far side of the stage. Slow to a walk just before you get to cone **C**.
 - 7) Proceed to serpentine at a walk around cones **C**, **D** and **E** as indicated, starting with cone **C** on your right.
 - 8) Proceed to the log at a walk and walk over and start a circle at a walk to the right.
 - 9) Make a circle to the right, with cone **F** being on your right.
 - 10) Circle back to the wall/rail, turn right (do NOT cross the log again) and proceed at a walk to the chute.
 - 11) Back into the chute, facing the west wall and walk forward out of the chute
 - 12) Turn right out of the chute and walk to and over the "bridge".
- Your pattern will be done after you cross the bridge. Exit the arena.

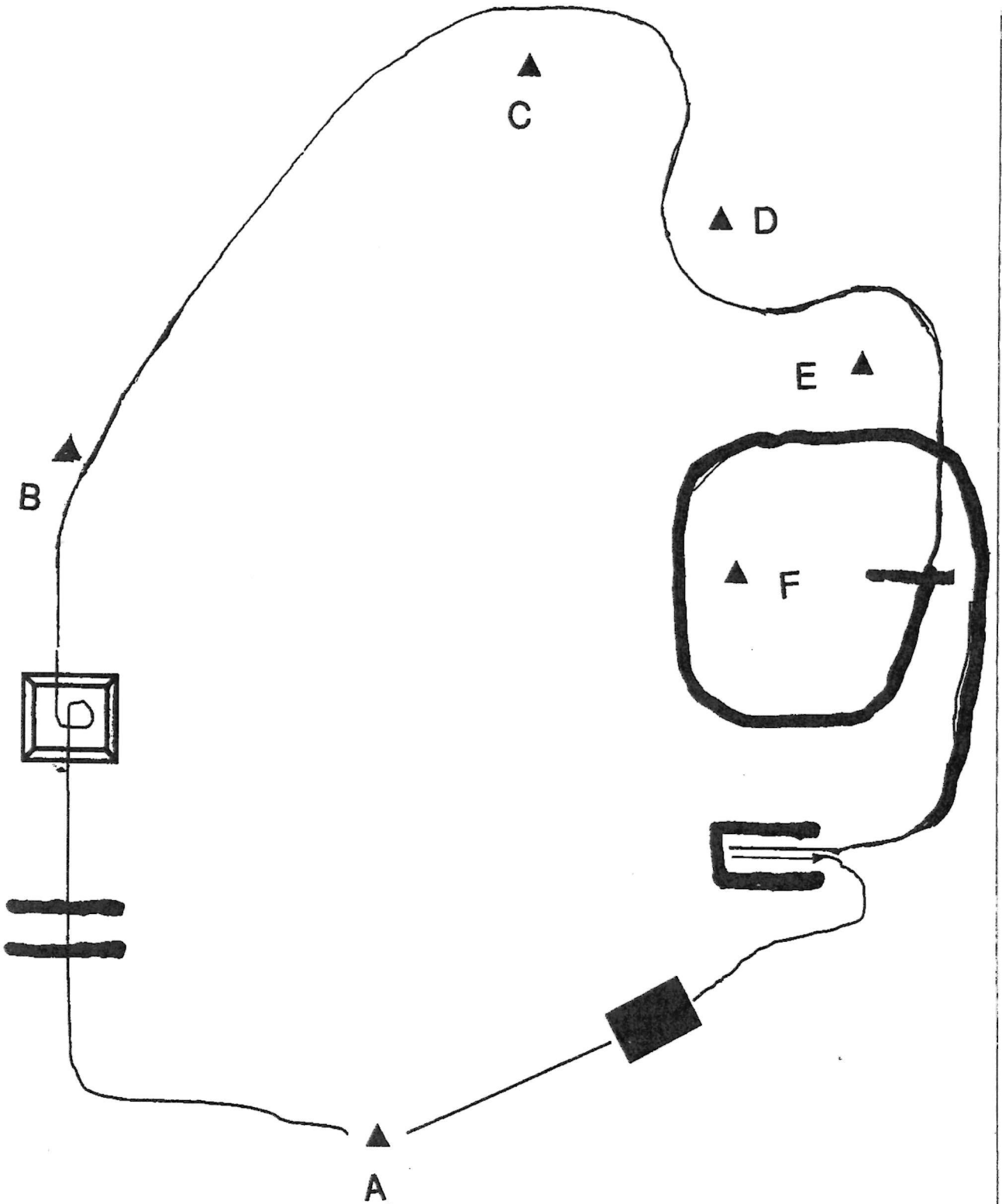



Oklahoma State Fair Equine Empowerment
Horse Show

Wednesday, September 18, 2024

Pattern for Trail In Hand, Walk/Jog: Class
numbers 1 & 5

and Trail Under Saddle, Walk/Jog: Class
numbers 6 & 7 & 10





Oklahoma State Fair Equine Empowerment Horse Show

Wednesday, September 18, 2024

Text Instructions for pattern for Trail In Hand, Walk Only:

Class Numbers 2 & 3 & 4

AND Trail Under Saddle, Walk Only: Class numbers 8 & 9

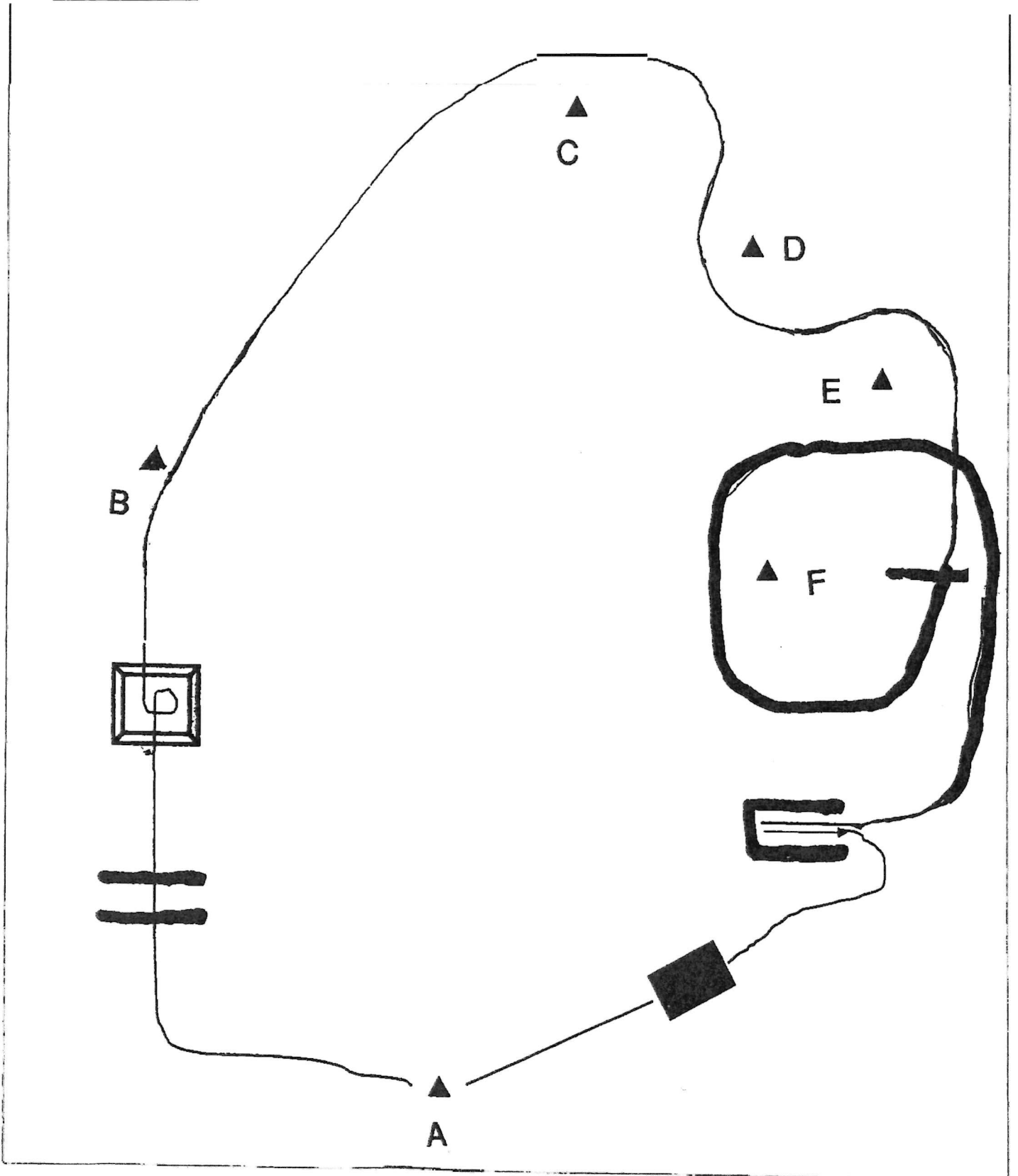
(Objects not to scale)


- 1) Enter Arena
 - 2) Proceed to Cone A. Wait for Judge or Ringmaster to tell you to proceed
 - 3) Proceed to the left and walk over the two logs.
 - 4) Continue to the box: enter the box and perform a 360 to the right
 - 5) Walk out of box and proceed to the next cone indicated **B**
 - 6) Proceed to serpentine at a walk around cones **C, D** and **E** as indicated, starting with cone **C** on your right.
 - 7) Proceed to the log at a walk and walk over and start a circle at a walk to the right.
 - 8) Make a circle to the right, with cone **F** being on your right.
 - 9) Circle back to the wall/rail, turn right (do NOT cross the log again) and proceed at a walk to the chute.
 - 10) Back into the chute, facing the west wall and walk forward out of the chute
 - 11) Turn right out of the chute and walk to and over the "bridge".
- Your pattern will be done after you cross the bridge. Exit the arena.



Oklahoma State Fair Equine Empowerment Horse Show
Wednesday, September 18, 2024

Pattern for Trail In Hand, Walk Only: Class numbers 2, 3 & 4.
And Trail Under Saddle, Walk Only: Class numbers 8 & 9





Oklahoma State Fair Equine Empowerment

Horse Show Wednesday, September 18, 2024

Text Instructions for pattern for Trail Under Saddle:

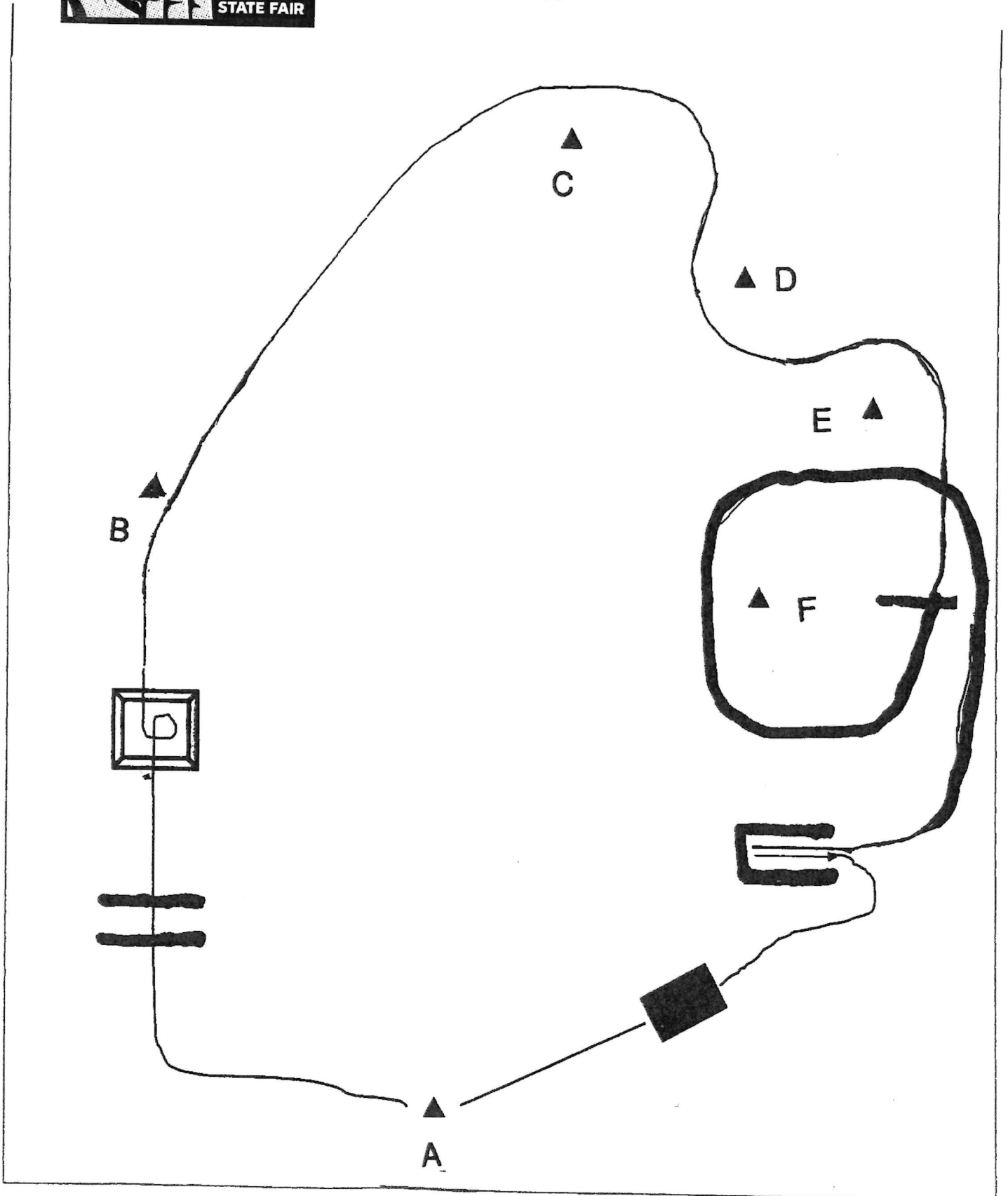
Walk/Jog/Lope Class numbers 11 & 12.

(Objects not to scale)

- 1) Enter Arena
- 2) Proceed to Cone **A**: Wait for Judge or Ringmaster to tell you to proceed
- 3) Proceed to the left and walk over the two logs.
- 4) Continue to the box: enter the box and perform a 360 to the right
- 5) Walk out of box and proceed to the next cone indicated **B**
- 6) At cone **B** pick up the lope on your right lead head to cone **C**
- 7) At cone **C**, slow to the jog and jog around the cones **C**, **D** & **E** in a serpentine.
- 8) Slow to a walk prior to the log and walk over the log.
- 9) After crossing the log, pick up a jog and jog a circle around cone **F** with cone **F** being on your right.
- 10) Continue the circle at a jog back to the wall/rail, turn right (do NOT cross the log again) and proceed to the chute at a jog.
- 11) At the chute, stop and back into the chute, facing the west wall and walk forward out of the chute
- 12) Turn right out of the chute and walk to and over the "bridge".
Your pattern will be done after you cross the bridge. Exit the arena.



Oklahoma State Fair Equine Empowerment
Horse Show Wednesday, September 18, 2024
Pattern for Trail Under Saddle, Walk/Jog/Lope:
Class numbers 11 & 12





Oklahoma State Fair Equine Empowerment Horse Show

Wednesday, September 18, 2024

Text Instructions for Showmanship class patterns

(Objects not to scale)

Showmanship Walk Only class numbers 15 & 16:

Enter Arena:

- 1) Proceed to Cone **A**: Wait for Judge or Ringmaster to tell you to proceed
- 2) Proceed at a walk to Cone **B**. Turn left around Cone **B** with Cone **B** being on your left.
- 3) Proceed to Cone **C** at a walk. Turn left at Cone **C** with Cone **C** being on your left.
- 4) Proceed to JUDGE (J), stop and set up for inspection.
- 5) When dismissed, make a 90 degree turn to your right and walk away, toward east wall. Pattern is complete. Exit the arena.

Showmanship Walk/Jog class numbers 13 & 14 & 17:

- 1) Proceed to Cone **A**: Wait for Judge or Ringmaster to tell you to proceed
- 2) Proceed at a walk to Cone **B**. Turn left around Cone **B** with Cone **B** being on your left.
- 3) Pick up a jog and proceed to Cone **C** at a jog. At Cone **C** slow to a walk and turn left at Cone **C** with Cone **C** being on your left.
- 4) Proceed to JUDGE (J) at a walk, stop and set up for inspection.
- 5) When dismissed, make a 90 degree turn to your right and walk away, toward east wall. Pattern is complete. Exit the arena.

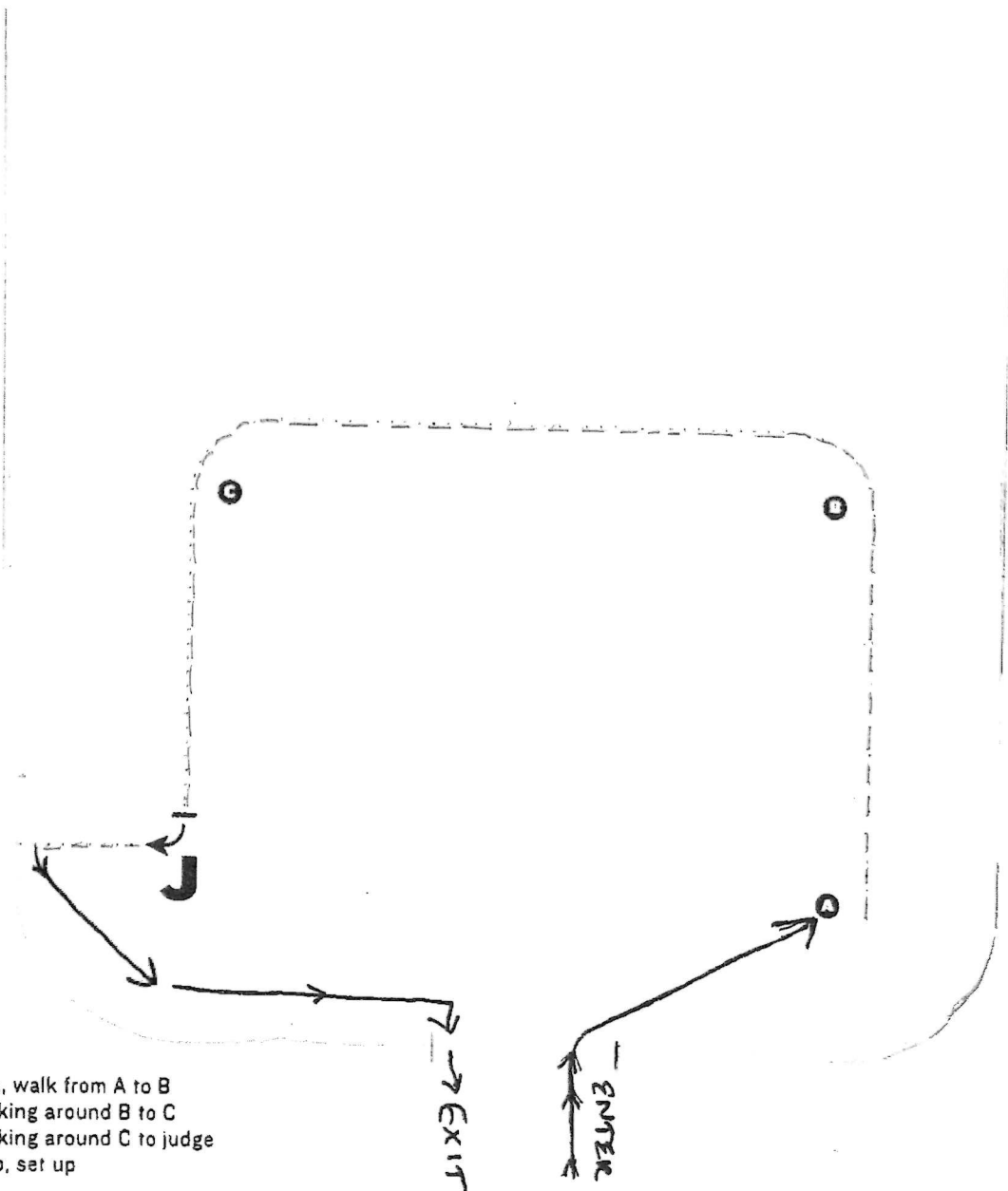
Oklahoma State Fair Equine Empowerment Horse Show
Wednesday, September. 18, 2024



Pattern for Showmanship at Halter: Walk/Jog:
Class numbers 13 & 14 & 17


Oklahoma State Fair Equine Empowerment Horse Show
Wednesday, September. 18, 2024

Pattern for Showmanship at Halter: Walk Only: Class numbers: 15 & 16.



1. Be ready at A, walk from A to B
2. Continue walking around B to C
3. Continue walking around C to judge
4. At judge, stop, set up
5. Inspection
6. When dismissed, 90° turn and walk away pattern is complete

Note: Cones should be set in a manner that is the most appropriate for the class, arena and maneuvers.



Oklahoma State Fair Equine Empowerment Horse Show
Wednesday, September 18, 2024
Text Instructions for Western Horsemanship and
English Equitation patterns
(Objects not to scale/distances approximate)

**Western Horsemanship: Pattern Work: Walk Only classes # 28 & 29 & 30 AND
English Equitation: Pattern Work: Walk Only classes# 43 & 44**

Enter Arena:

- 1) Proceed to Cone **A**: Wait for Judge or Ringmaster to tell you to proceed
- 2) Proceed at a walk and start a circle to the right at Cone **B**.
- 3) Close the circle and stop at cone **B** and back one horse length. Your pattern will be done.

Turn and exit the arena, following approximately the path indicated by the dotted line.

**Western Horsemanship Pattern Work: Walk/Jog class# 27 AND
English Equitation Pattern Work: Walk/Trot class# 42**

Enter Arena:

- 1) Proceed to Cone **A**: Wait for Judge or Ringmaster to tell you to proceed
- 2) Proceed at a walk to Cone **B**.
- 3) Pick up a jog or trot and start a circle to the right at Cone **B**.
- 4) After completing and closing the circle at Cone **B**, stop and back one horse length. Your pattern will be done.

Turn and exit the arena, following approximately the path indicated by the dotted line.

**Western Horsemanship Pattern Work: Walk/Jog/Lope class# 31 AND
English Equitation Pattern Work: Walk/Trot/Canter class # 41**

Enter Arena:

- 1) Proceed to Cone **A**: Wait for Judge or Ringmaster to tell you to proceed.
- 2) Pick up a jog or trot and proceed to Cone **B**.
- 3) At Cone **B**, pick up your right lead at the lope or canter and make a full circle to the right.
- 4) Close the circle at Cone **B** and back one horse length.
- 5) Turn either direction and walk out of the arena following the path indicated by the dotted line. Your pattern will be done when you pass Cone **A**.



Oklahoma State Fair Equine Empowerment Horse Show
Wednesday, September 18, 2024

Pattern for all Western Horsemanship and
English Equitation PATTERN classes:

27-31 and 41-44

