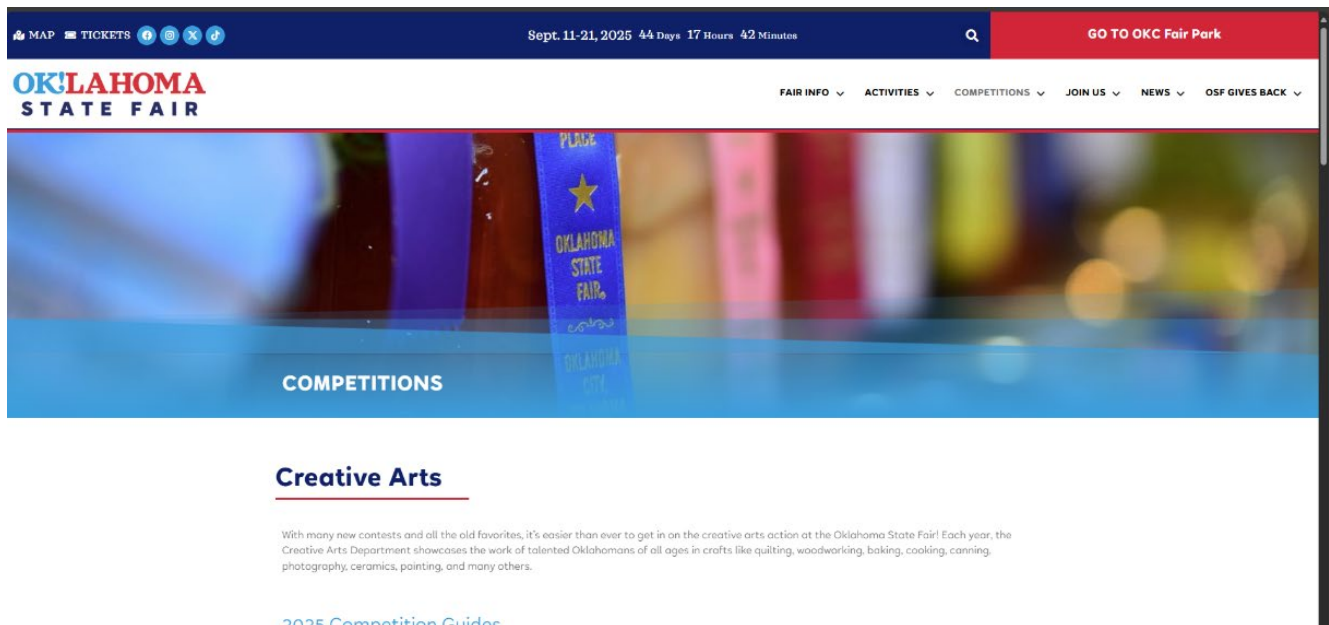


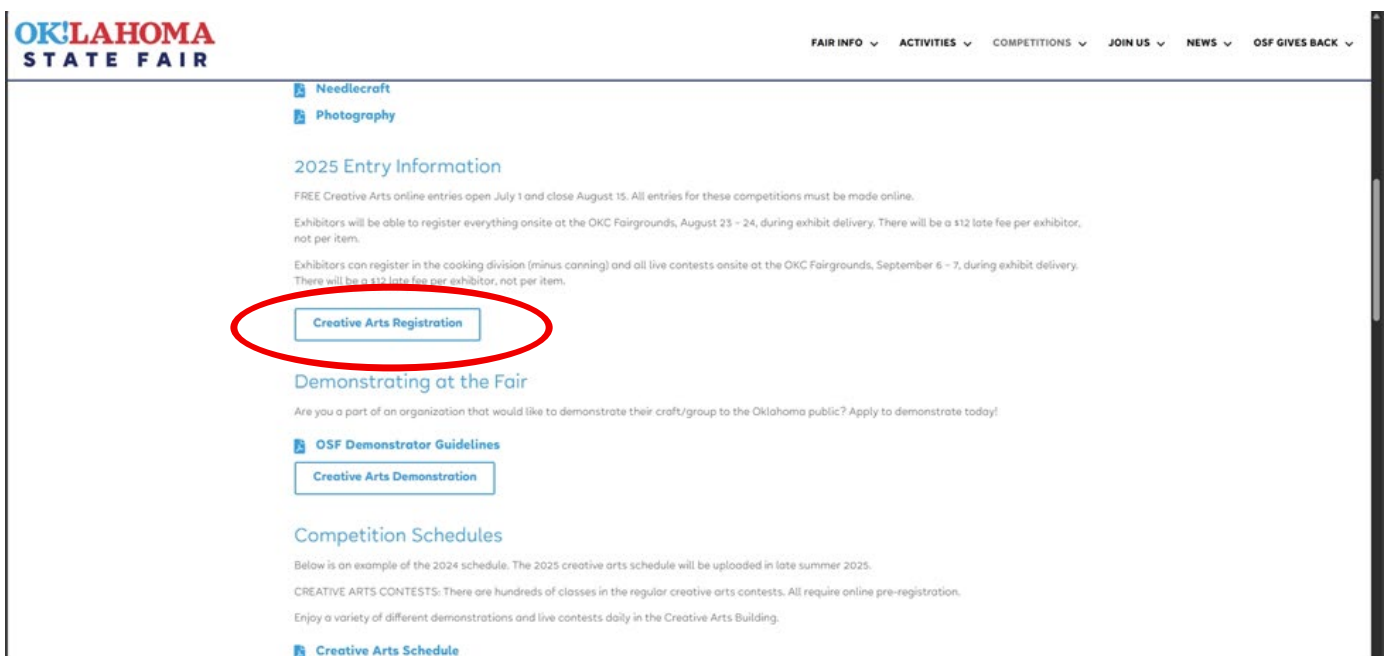
Creative Arts Entry Tutorial

PREPARATIONS BEFORE ENTERING ITEMS

1. Check out the Competition Guides on our website to decide what divisions/classes you plan to enter! They can be found at <https://okstatefair.com/competitions/creative-arts/>.



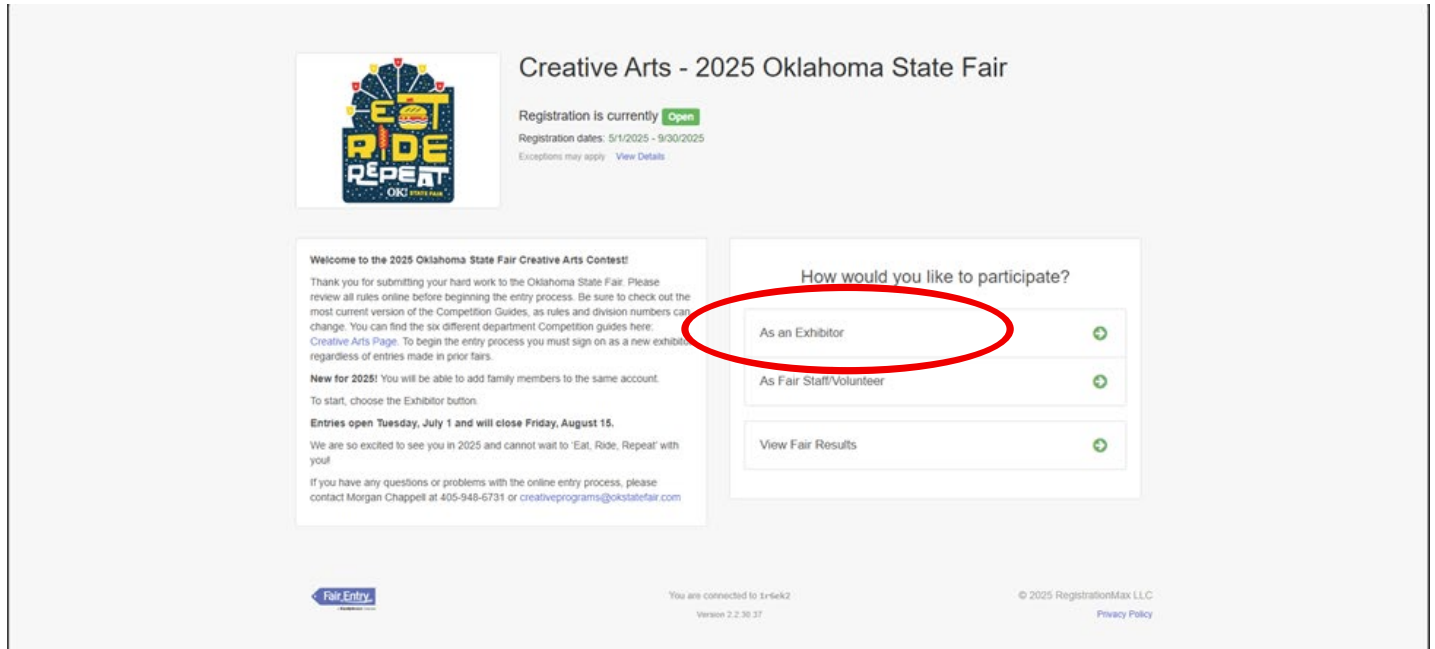
2. Once you have figured out what competitions you are entering in, scroll down and click on Creative Arts Registration under Entry Information.



Creative Arts Entry Tutorial

ONLINE ENTRY WEBPAGE

1. Click <https://fairentry.com/Fair/SignIn/21517> for registration.
2. You will see a **Welcome Page**
 - Read the welcome message
 - Once you are ready, click on 'As an Exhibitor' under 'How would you like to participate?'



Creative Arts - 2025 Oklahoma State Fair

Registration is currently **Open**
Registration dates: 5/1/2025 - 9/30/2025
Exceptions may apply [View Details](#)

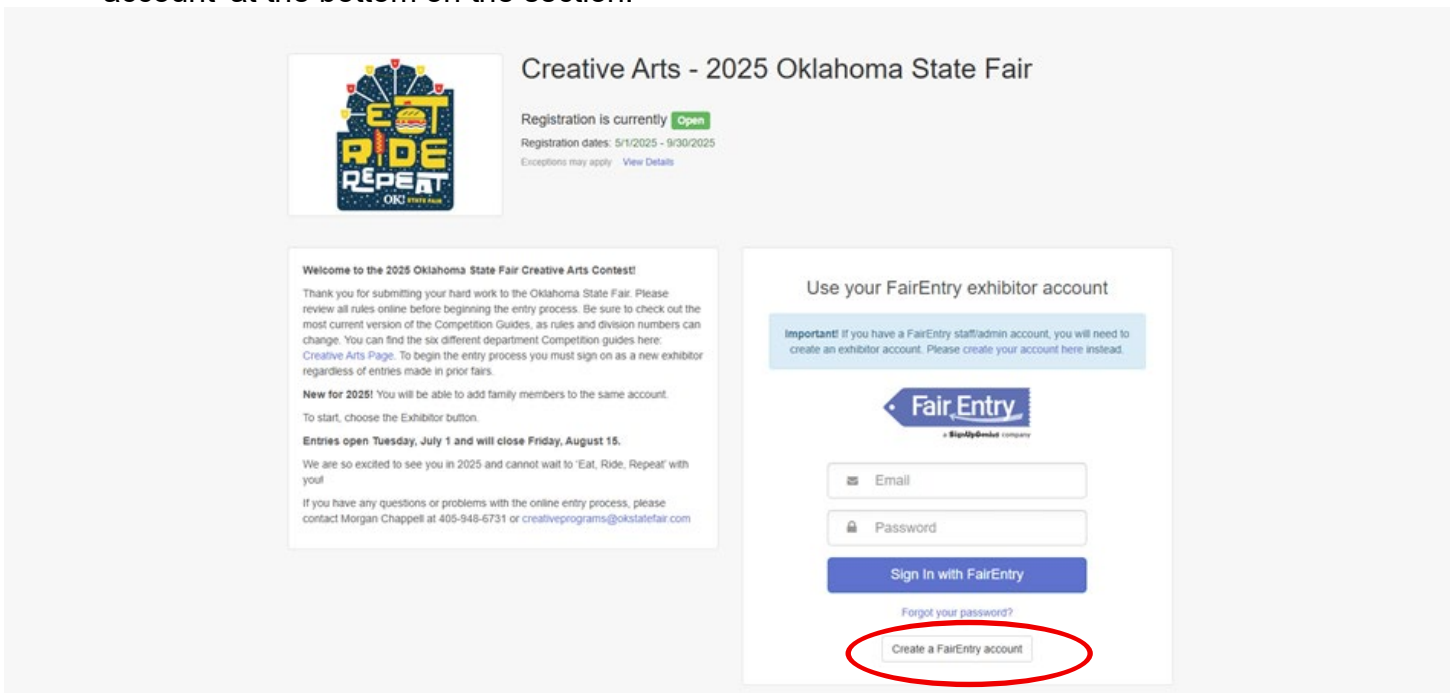
Welcome to the 2025 Oklahoma State Fair Creative Arts Contest!
Thank you for submitting your hard work to the Oklahoma State Fair. Please review all rules online before beginning the entry process. Be sure to check out the most current version of the Competition Guides, as rules and division numbers can change. You can find the six different department Competition guides here: [Creative Arts Page](#). To begin the entry process you must sign on as a new exhibitor regardless of entries made in prior fairs.
New for 2025! You will be able to add family members to the same account. To start, choose the Exhibitor button.
Entries open Tuesday, July 1 and will close Friday, August 15.
We are so excited to see you in 2025 and cannot wait to 'Eat, Ride, Repeat' with you!
If you have any questions or problems with the online entry process, please contact Morgan Chappell at 405-948-6731 or creativeprograms@okstatefair.com

How would you like to participate?

- As an Exhibitor** (circled in red)
- As Fair Staff/Volunteer
- View Fair Results

[FairEntry](#) You are connected to 1x1ek2 Version 2.2.30.37 © 2025 RegistrationMax LLC [Privacy Policy](#)

3. Once you click that, it will change to this. If you have yet to register, click on 'Create a FairEntry account' at the bottom on the section.



Creative Arts - 2025 Oklahoma State Fair

Registration is currently **Open**
Registration dates: 5/1/2025 - 9/30/2025
Exceptions may apply [View Details](#)

Welcome to the 2025 Oklahoma State Fair Creative Arts Contest!
Thank you for submitting your hard work to the Oklahoma State Fair. Please review all rules online before beginning the entry process. Be sure to check out the most current version of the Competition Guides, as rules and division numbers can change. You can find the six different department Competition guides here: [Creative Arts Page](#). To begin the entry process you must sign on as a new exhibitor regardless of entries made in prior fairs.
New for 2025! You will be able to add family members to the same account. To start, choose the Exhibitor button.
Entries open Tuesday, July 1 and will close Friday, August 15.
We are so excited to see you in 2025 and cannot wait to 'Eat, Ride, Repeat' with you!
If you have any questions or problems with the online entry process, please contact Morgan Chappell at 405-948-6731 or creativeprograms@okstatefair.com

Use your FairEntry exhibitor account

Important! If you have a FairEntry staff/admin account, you will need to create an exhibitor account. Please create your account here instead.

FairEntry
a RegistrationMax company

Email

Password

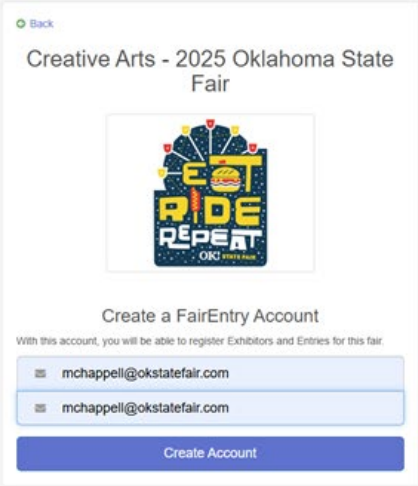
Sign In with FairEntry

[Forgot your password?](#)

Create a FairEntry account (circled in red)

Creative Arts Entry Tutorial

- Once here, type in your email. This is where your information will be sent. They will ask you to type it twice, to make sure you have inserted it correctly.



Back

Creative Arts - 2025 Oklahoma State Fair

EAT RIDE REPEAT OK STATE FAIR

Create a FairEntry Account

With this account, you will be able to register Exhibitors and Entries for this fair

mchappell@okstatefair.com

mchappell@okstatefair.com

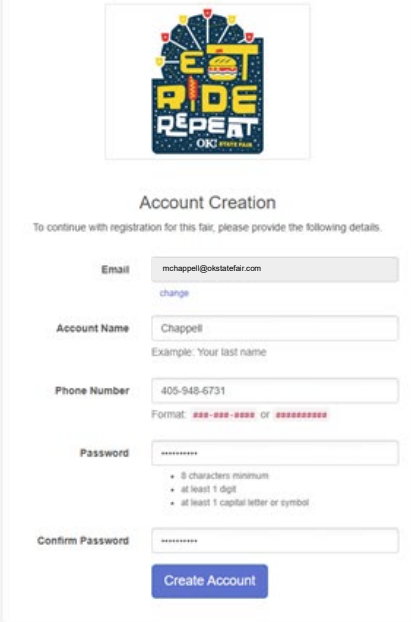
Create Account

FairEntry

You are connected to 1urlek2
Version 2.2.36.37

© 2025 RegistrationMax LLC
Privacy Policy

- After entering your email twice, you will click 'Create Account'. You will then create your account. For Account Name – use your last name. For phone number, please use a good phone number we can get to you on the last day of Fair. Make sure your password is one you will remember, as it will be used if you need to register other items. Once finished, click the 'Create Account' button.



EAT RIDE REPEAT OK STATE FAIR

Account Creation

To continue with registration for this fair, please provide the following details.

Email mchappell@okstatefair.com
change

Account Name Chappell
Example: Your last name

Phone Number 405-948-6731
Format: ###-###-#### or #####

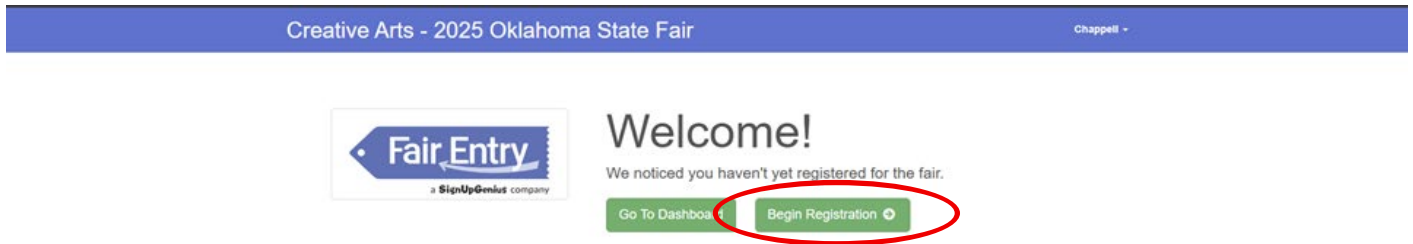
Password
• 8 characters minimum
• at least 1 digit
• at least 1 capital letter or symbol

Confirm Password

Create Account

Creative Arts Entry Tutorial

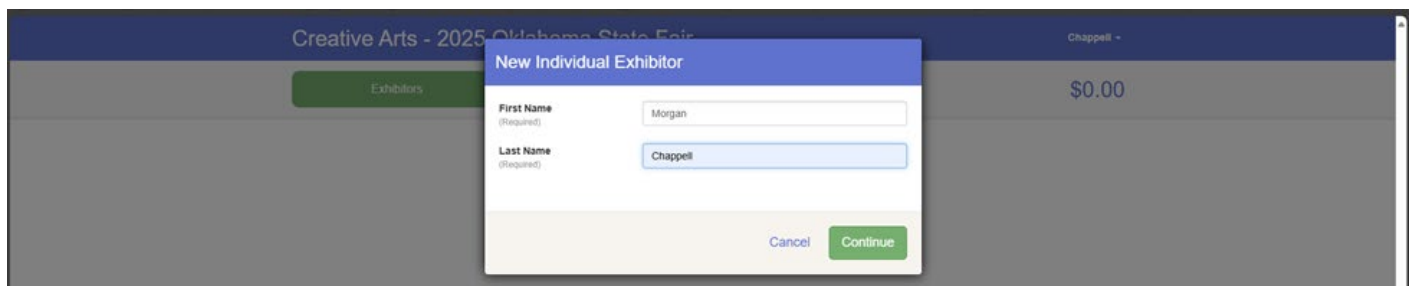
6. Finished with that? Great! You have created your basic account. Your next step will be to 'Begin Registration'. This is a **MUST**!



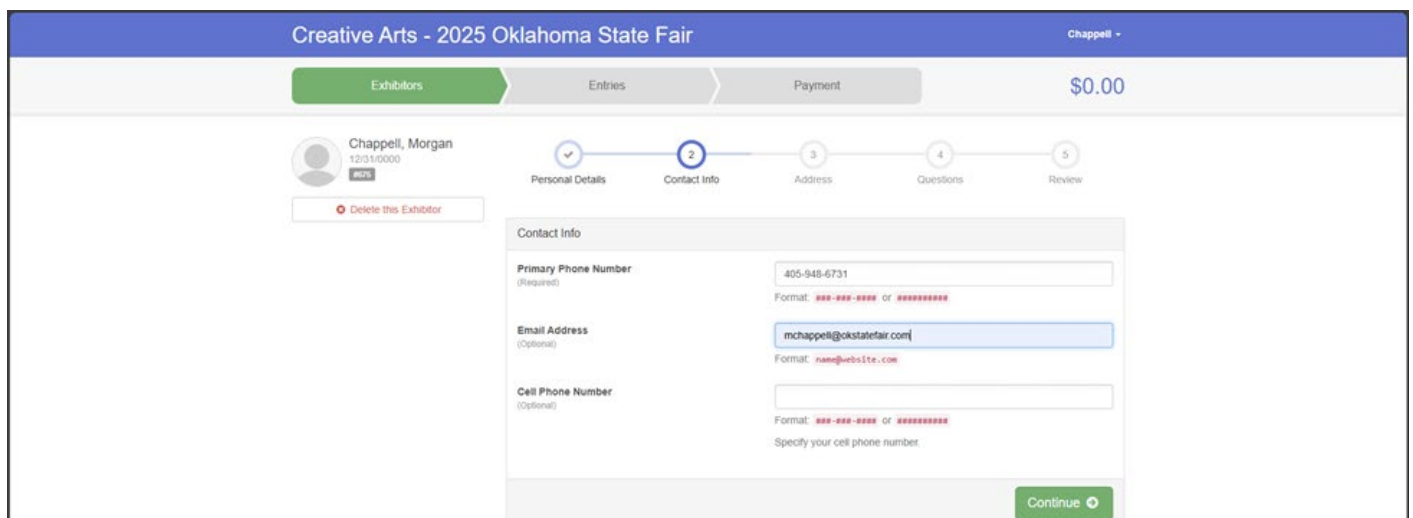
7. Once you click, choose 'Individual'.



8. Enter your first and last name. Fun fact! If you have more than one person who enters with you, you can have more than one exhibitor under your account!



9. Enter a good phone number and email for contact!



Creative Arts Entry Tutorial

10. Enter a good mailing address. This is where you will receive your premium check and anything else we mail to you after the Fair!

The screenshot shows the 'Address' step of the registration process. The top navigation bar includes 'Exhibitors', 'Entries', and 'Payment'. The user's name 'Chappell, Morgan' and a 'Delete this Exhibitor' button are visible. A progress bar shows steps: Personal Details, Contact Info, Address (current), Questions, and Review. The 'Address' form includes a warning: 'The exhibitor's address is very important! If this exhibitor will be receiving checks from the fair, those checks will be mailed to the address entered here.' The form fields are: Address (Required) with value '3001 General Pershing Blvd', Address continued (Optional), City (Required) with value 'Oklahoma City', State (Required) with value 'Oklahoma', and Postal Code (Required) with value '73107'. A 'Continue' button is at the bottom right.

11. Finally, you will need to check everything is correct. This is where you can make changes. If changes need to be made, click on the edit button (red). If not, click Continue to Entries (yellow).

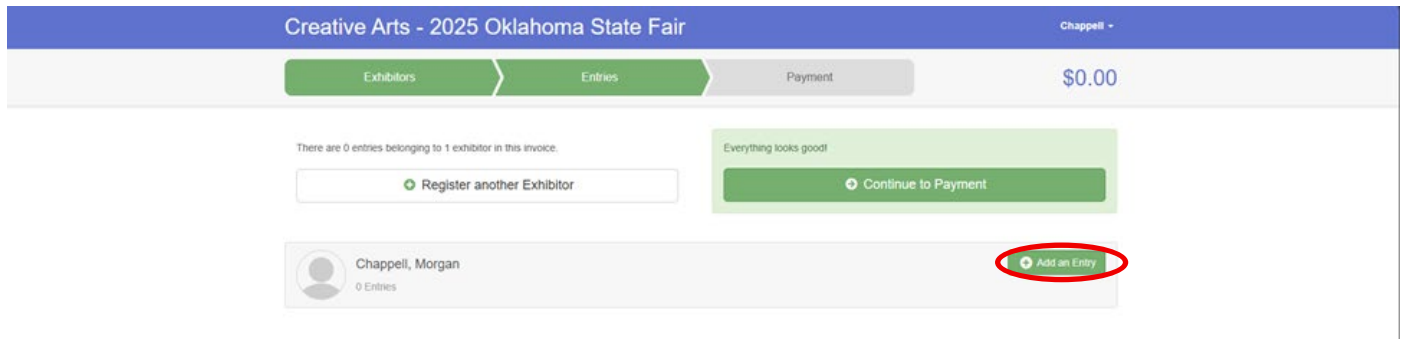
The screenshot shows the 'Review' step of the registration process. The top navigation bar is the same. The progress bar shows steps: Personal Details, Contact Info, Address, Questions, and Review (current). A green banner says 'Please review the exhibitor registration.' with a yellow 'Continue to Entries' button. Below the banner are three sections: 'Personal Details' (First Name: Morgan, Last Name: Chappell, Gender: [blank]), 'Contact Info' (Email: mchappell@okstatefair.com, Home Phone: 405-948-6731, Cell Phone: [blank], Cell Phone Carrier: [blank]), and 'Address' (3001 General Pershing Blvd, Oklahoma City, OK 73107). Each section has a red 'Edit' button. A text box at the bottom says 'Additional Questions' and 'There are no questions or answers.'.

Click these buttons if you need to make any changes!

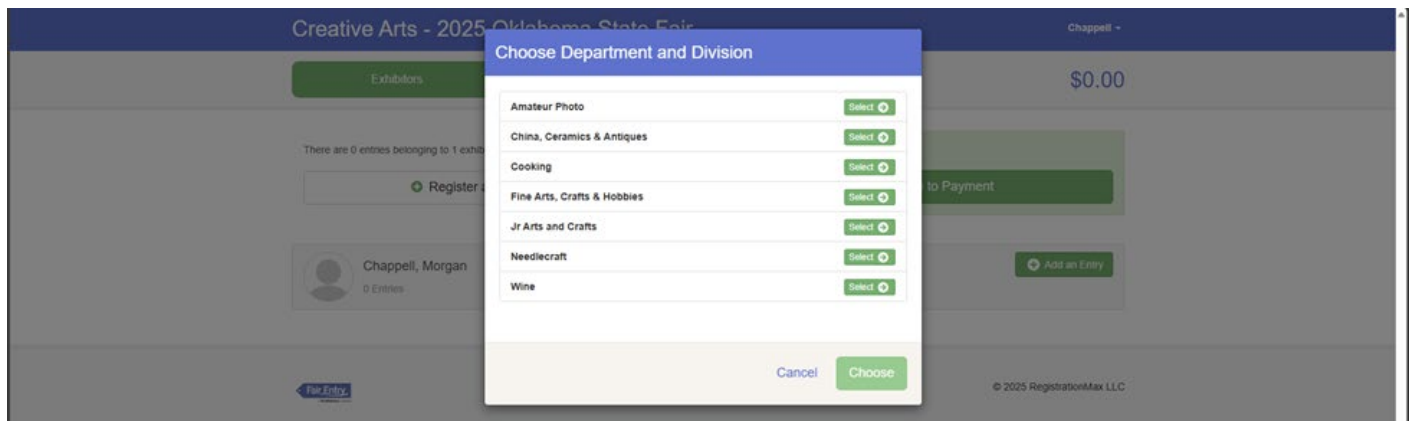
Once you have confirmed everything, click this button!

Creative Arts Entry Tutorial

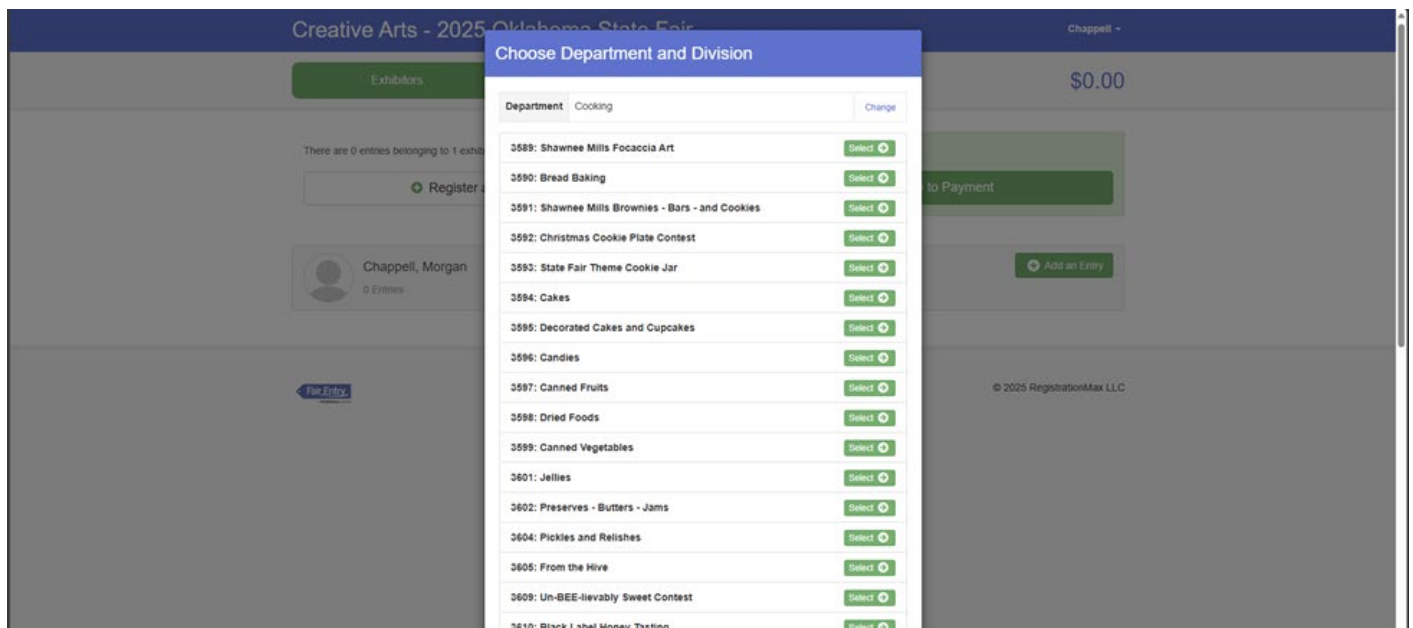
12. Once you have clicked through 'Continue to Entries' – congratulations, you are ready to enter! When you are ready, click on 'Add an Entry' next to your name.



13. Once you choose 'Add an Entry' this screen will pop up. As looking in our competition guides, they will correlate with the department. Click on the department that your items are listed in.



14. Once you have clicked the department, all of the divisions will be showcased. Click on the division you would like to enter in.



Creative Arts Entry Tutorial

15. Once you have chosen that, confirm that the department and division are correct. Click choose.

The screenshot shows a modal dialog titled "Choose Department and Division" overlaid on a blurred background of the "Creative Arts - 2025 Oklahoma State Fair" interface. The dialog has two input fields: "Department" with the value "Cooking" and "Division" with the value "3591: Shawnee Mills Brownies - Bars - and Cookies". Each field has a "Change" link to its right. At the bottom of the dialog are two buttons: "Cancel" and "Choose".

16. Next you will choose what class you want to enter!

The screenshot shows the "Starting an Entry" form in the "Creative Arts - 2025 Oklahoma State Fair" interface. The form has two tabs: "Exhibitors" and "Entries", with "Entries" selected. The "Department" is set to "Cooking" and the "Division" is set to "3591: Shawnee Mills Brownies - Bars - and Cookies". Below these fields is a section titled "Select a Class to continue" with a list of 13 classes, each with a "Select" button. The classes are: 01: Brownies - PLAIN - no add-ins, 02: Brownies - mix-ins or iced with mix-ins, 03: Bar cookies - no brownies, 04: Chocolate cookies, 05: Chocolate chip cookies, 06: Peanut butter cookies, 07: Drop cookies, 08: Fruit cookies, 09: Nut cookies, 10: Oatmeal cookies, 11: Refrigerator cookies, 12: Snickerdoodles, and 13: Sugar cookies. To the right of the form is a user profile for "Chappell, Morgan" with a "1/01/0001" date and a "1675" number. Below the profile is a section titled "Existing entries (0)".

17. Once you have chosen, you will confirm that is what you want to enter. Click continue!

The screenshot shows the "Starting an Entry" form with the "Class" field now populated with "05: Chocolate chip cookies". The "Continue" button is now visible at the bottom right of the form. The rest of the interface, including the "Exhibitors" and "Entries" tabs, the "Department" and "Division" fields, and the user profile, remains the same as in the previous screenshot.

Creative Arts Entry Tutorial

18. Once you are done, click back to entries at the bottom.

Creative Arts - 2025 Oklahoma State Fair Chappell -

Exhibitors Entries Payment \$0.00

Entry #3836

Chappell, Morgan
1/01/0001

Department: Cooking

Division: 3591: Shawnee Mills Brownies - Bars - and Cookies

Class: 05: Chocolate chip cookies

Entry #3836 is good to go.

Additional Questions

There are no questions or answers.

Back to Entries

Delete this Entry

19. After clicking 'Back to Entries', it will take you back to this page. If you would like to add more entries, click 'Add Entry' (red). If you registered for the wrong class, hit edit (green). If you are done, click 'Continue to Payment' (yellow) and direction 21.

Creative Arts - 2025 Oklahoma State Fair Chappell -

Exhibitors Entries Payment \$0.00

There is 1 entry belonging to 1 exhibitor in this invoice.

Register another Exhibitor

Everything looks good!

Continue to Payment

Chappell, Morgan
1 Entry

#3836

Department: Cooking

Division: 3591: Shawnee Mills Brownies - Bars - and Cookies

Class: 05: Chocolate chip cookies

Allow Public Viewing: Yes

In-Person

Add an Entry

Edit

20. If you continue to enter, click on the division/class as you have in direction number 13 – 18.

Starting an Entry

Department: Cooking Change

Division: 3591: Shawnee Mills Brownies - Bars - and Cookies Change

Select a Class to continue

01: Brownies - PLAIN - no add-ins Select

02: Brownies - mix-ins or iced with mix-ins Select

03: Bar cookies - no brownies Select

04: Chocolate cookies Select

05: Chocolate chip cookies Not Available

This exhibitor may not enter into this Class because:
> only 1 Entry per Exhibitor is allowed in this Class, this Exhibitor already has 1

06: Peanut butter cookies Select

07: Drop cookies Select

08: Fruit cookies Select

09: Nut cookies Select

10: Oatmeal cookies Select

11: Refrigerator cookies Select

12: Snickerdoodles Select

13: Sugar cookies Select

Chappell, Morgan
1/01/0001

Existing entries (1)

#3836

Department: Cooking

Division: 3591: Shawnee Mills Brownies - Bars - and Cookies

Class: 05: Chocolate chip cookies

Creative Arts Entry Tutorial

21. Once you are done, review your entries one last time. Edit if needed (check out direction 19). Once ready, click 'Continue to Payment'.

Creative Arts - 2025 Oklahoma State Fair Chappell -

Exhibitors Entries Payment \$0.00

There are 4 entries belonging to 1 exhibitor in this invoice.

Register another Exhibitor

Everything looks good!

Continue to Payment

Chappell, Morgan
4 Entries

Add an Entry

#3839	Department: China, Ceramics & Antiques Division: 3542: Ceramics Live Contest Class: 01: Ceramics Live	Allow Public Viewing: Yes In-Person	Edit
#3838	Department: Needlecraft Division: 3566: Children Clothing Class: 05: Sleeping garment	Allow Public Viewing: Yes In-Person	Edit
#3837	Department: Cooking Division: 3591: Shawnee Mills Brownies - Bars - and Cookies Class: 13: Sugar cookies	Allow Public Viewing: Yes In-Person	Edit

22. Once ready, click continue. This will take you to check out.

Creative Arts - 2025 Oklahoma State Fair Chappell -

Exhibitors Entries Payment \$0.00

1 Review 2 Payment Method 3 Confirm

Invoice Summary Detail

Individual Exhibitor: Morgan Chappell \$0.00

Total: \$0.00

Continue

23. You're almost there! Click on the 'I agree to the above statement' (after reading it) and then hit submit! You have officially entered the 2025 Creative Arts Contests at the Oklahoma State Fair.

Creative Arts - 2025 Oklahoma State Fair Chappell -

Exhibitors Entries Payment \$0.00

1 Review 2 Payment Method 3 Confirm

One last step!
Agree to the terms below and press submit.

After you Submit

- Records will be locked to editing awaiting manager approval
- Your credit card will not be charged until a manager approves the records
- If the manager does not approve all the records, the amount charged to the credit card may be less than the amount cited here.

Payment Total

No payment is necessary

Submit

Agree to Terms

Online submission of data requires that you agree and will abide with the terms as defined in the published rules and guidelines of the Competition Guide. For a copy of the competition guide, please visit okstatefair.com.

☒ I agree to the above statement