




THE  
*Midway*  
OF THE  
MOTHER ROAD

# JR. ARTS & CRAFTS



'26  
COMP  
GUIDE

## FREE REGISTRATION:

July 1 - August 15

Find Your Contests Inside!

[okstatefair.com/competitions/creative-arts](http://okstatefair.com/competitions/creative-arts)

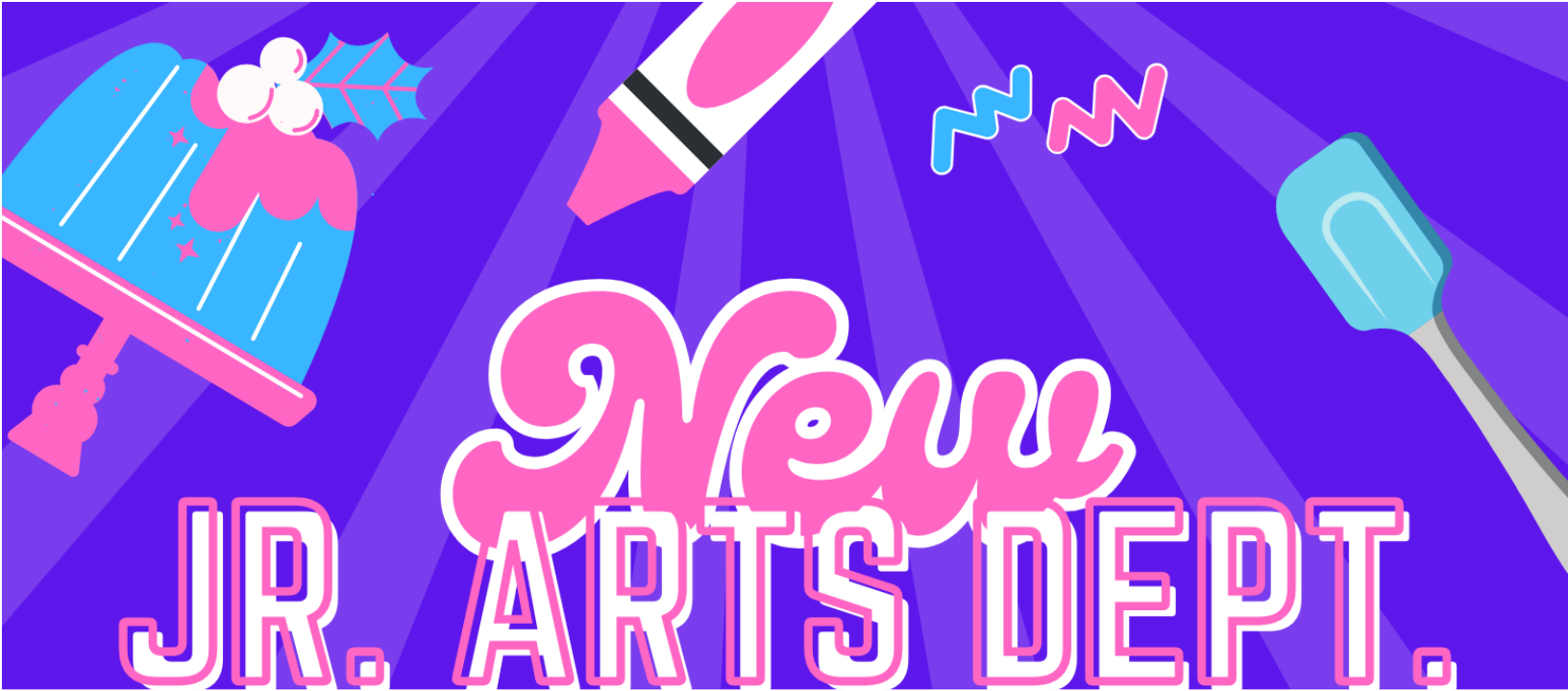


**OKLAHOMA  
STATE FAIR**

# MISSION STATEMENT

Oklahoma State Fair, Inc. is a 501(c)(3) not-for-profit corporation that serves the people of Oklahoma and is dedicated to continuing the organization's heritage of education, entertainment, and economic development through the operation of OKC Fair Park and the annual Oklahoma State Fair.





# New JR. ARTS DEPT.

**TAKE IN WEEKENDS: EVERYTHING BUT COOKING - AUG. 29 - 30;  
COOKING - SEPT. 12 - 13**

**NEW COOKING CLASSES (PG. 11)**

**SEASONS GREETINGS (PG. 21)  
CARD CONTEST**

**NEW CRAFT CONTESTS (PG. 13 - 14)**

**TABLE DEC. CONTEST - (PG. 23)  
ROUTE 66 STOP**

**POSTER CONTEST (PG. 15)**

**NEW GIRL SCOUT CLASSES (PG. 16)**

**WRAPPED IN COURAGE (PG. 26)**

**SCOUTING AMERICA CLASSES (PG. 17)**

**RECLAIM: A DAY LATER - TUES., SEPT. 29 - WED., SEPT. 30**



# 2026 Creative Arts Program Jr. Arts Competition Guide

## Table of Contents

Click on each contest to get more information!

Oklahoma State Fair Mission Statement.....	Pg. 2
What's New .....	Pg. 3
Calendar of Events .....	Pg. 5
Social Media Info .....	Pg. 6
Creative Arts Drop-Off, Pick Up & Directions .....	Pg. 7
Entry Info & Department Regulations .....	Pg. 8
Prep Your Artwork For Display .....	Pg. 9
Jr. Arts Guidelines & Awards .....	Pg. 10

### JR. ARTS DIVISIONS:

Jr. Arts Cooking (3630) .....	Pg. 11	Trash 2 Treasure: Recycled Crafts (3641) .....	Pg. 20
Jr. Arts Needlework (3631).....	Pg. 12	Season's Greetings Contest (3642).....	Pg. 21
Jr. Arts Ceramics (3632) .....	Pg. 12	<b>LIVE:</b> Best Dressed Pumpkin Contest (3643) .....	Pg. 22
Jr. Arts Young Crafts (3633) .....	Pg. 13	<b>LIVE:</b> Jr. Table Decorating Contest (3644) .....	Pg. 23
Jr. Arts Older Crafts (3634) .....	Pg. 14	<b>LIVE:</b> Shawnee Mills' Pancake, Flapjack & Griddle Cakes Contest (3645).....	Pg. 24
Poster Contest: America's Birthday (3635) .....	Pg. 15	<b>LIVE:</b> Kids' Cookie Contest (3646).....	Pg. 25
Girl Scouts (3636).....	Pg. 16	<b>LIVE:</b> Reading Is Sweet (3647).....	Pg. 25
Scouting America (3637).....	Pg. 17	<b>LIVE:</b> Wrapped in Courage (3648) .....	Pg. 26
Kids Helping Kids -		<b>LIVE:</b> Voice of the Fair - Poetry Contest (3526)...	Pg. 27
Jr. Infant Crisis Center Contest (3638) .....	Pg. 18	<b>LIVE:</b> Grilled Cheese Championships (3613) .....	Pg. 27
Kindness for Kids -		Recipe Template .....	Pg. 28 - 29
Project Linus Contest (3639).....	Pg. 19		
Youth Fine Arts (3640) .....	Pg. 20		

### STAFF CONTACTS

Helen Mehler  
Superintendent  
[hmvol@yahoo.com](mailto:hmvol@yahoo.com)  
405-282-7968

Morgan Chappell  
Creative Programs Manager  
[CreativePrograms@okstatefair.com](mailto:CreativePrograms@okstatefair.com)  
405-948-6731

## 2026 Creative Arts Quick Reference Guide

**Creative Arts registrations must be submitted online.**

Starting July 1, [CLICK HERE](#) to register.

### Competition Guides

#### Posted Online:

Monday, June 1

#### Registration:

Wednesday, July 1, 9 a.m. - Saturday, August 15

#### Deliver Exhibits:

Non-Cooking: Sat., Aug. 29, 10 a.m. - 4 p.m.; Sun. Aug. 30, 11 a.m. - 4 p.m.  
Cooking: Sat., Sept. 12 11 a.m. - 4 p.m.; Sun., Sept. 13, 11 a.m. - 4 p.m.

#### Pick Up Exhibits:

Tuesday, September 29, 10 a.m. - 7 p.m.  
Wednesday, September 30, 9 a.m. - 2 p.m.

# Creative Arts Calendar of Events

Schedule for free registration: July 1 at 10 a.m. through August 15


**FREE REGISTRATION MUST BE DONE ONLINE.** If you do not have computer access, please go to your local library or contact your local OSU Cooperative Extension Services.

**Late registration:** We will no longer accept late registration, but we will have on-site registration during take-in.

**On-site registration:** Aug. 29, from 10 a.m. to 4 p.m. and Aug. 30, from 11 a.m. to 4 p.m. and Sept. 12 and Sept. 13 from 11 a.m. to 4 p.m. Exhibitors will be charged a \$12 fee per exhibitor (not per entry). **Credit or Debit cards will only be accepted.**



## CALENDAR

- June 1** New competition guides posted online.
- July 1** Online registration opens at 10 a.m.
- August 15** Entry deadline for the Oklahoma State Fair Creative Arts competitions and contests. Free registrations must be received online by August 15.
- August 16** We will no longer accept late online registrations, but you will be able to register on site during take-in with a fee of \$12. All entries will be turned in on the listed check-in days or the day of the live contest.
- August 29** Entry clerks will receive non-cooking items at the Oklahoma Arts Building from 10 a.m. to 4 p.m. Late registration will be available to enter with a \$12 late registration fee per exhibitor done electronically.
- August 30** Entry clerks will receive non-cooking items at the Oklahoma Arts Building from 11 a.m. to 4 p.m. Late registration will be available to enter with a \$12 late registration fee per exhibitor done electronically.
- August 31 - September 16** All Creative Arts entries judged (excludes live contest entries). This is closed judging. Exhibitors are not permitted to attend. We encourage you to come to the Fair to view results. Judging results will be posted online as soon as they are available, possibly after the end of the State Fair. **Do not call or email to ask for results. They cannot be given out prior to posting.**
- September 12** Entry clerks will receive cooking items at the Oklahoma Arts Building from 11 a.m. to 4 p.m. Late registration will be available to enter with a \$12 late registration fee per exhibitor done electronically.
- September 13** Entry clerks will receive cooking items at the Oklahoma Arts Building from 11 a.m. to 4 p.m. Late registration will be available to enter with a \$12 late registration fee per exhibitor done electronically.
- September 17** Oklahoma State Fair opens! The Oklahoma Arts Building will host a series of demonstrations, live contests, and special events every day of the Fair.
- September 27** Last day of the Oklahoma State Fair.
- September 29** Entry clerks will release exhibits upon presentation of claim check at the Oklahoma Arts Building from 10 a.m. to 7 p.m.
- September 30** Entry clerks will release exhibits upon presentation of claim check at the Oklahoma Arts Building from 9 a.m. to 2 p.m. Items not picked up become property of the Oklahoma State Fair.
- 

**SHOW US WHAT YOU'RE WORKING WITH**

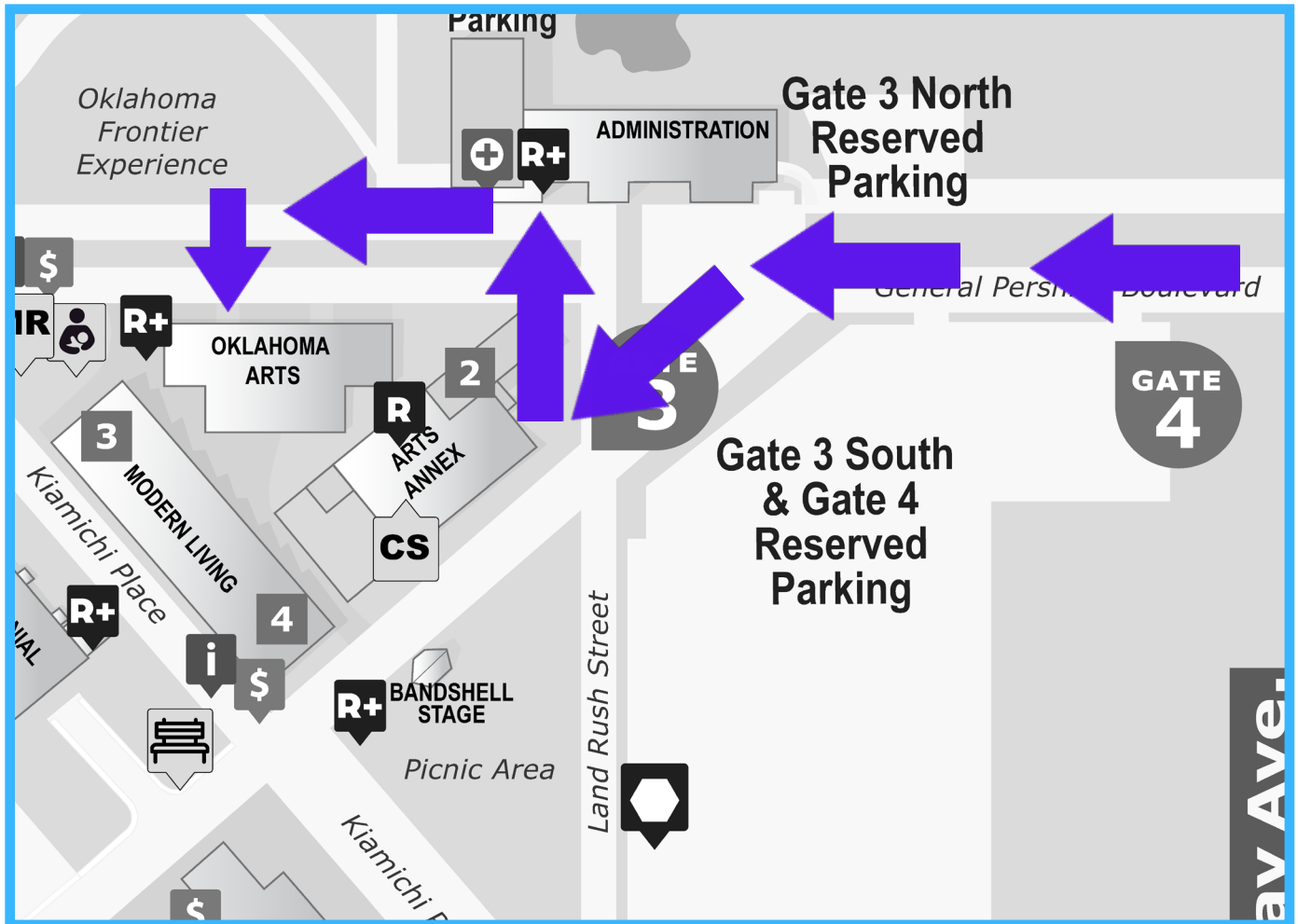


**We know sometimes it takes all year to create something magical to enter in the Fair, or just a few days! Share your progress with us! Tag the Fair when you share your creations and ribbons by using #okstatefair!**



**@okstatefair**

# Creative Arts Drop-Off & Pick Up Map & Information



## How To Get Here: Pre-Fair

Our physical address is 3100 General Pershing Blvd. Oklahoma City, OK 73107.

From I-44 take the NW 10th St. eastbound exit and follow until NW 10th St. and May Ave. (2nd light). Turn south onto May Ave. Proceed to Gate 3 (1st light) and drive towards the gate. You will then enter OKC Fair Park and make your way to the Oklahoma Arts Building.

## Drop-Off Information

Drop-off is Saturday, August 29, from 10 a.m. - 4 p.m. and Sunday, August 30, from 11 a.m. - 4 p.m, for **non-cooking** items. Saturday, September 12, from 11 a.m. - 4 p.m. and Sunday, September 13, from 11 a.m. - 4 p.m, for **cooking items**. At check-in you will be given a claim check tag. PLEASE SAVE THESE as they are what you will need to pick up your item(s).

## Pick Up Information

Pick up is Tuesday, September 29, from 10 - 7 p.m. and Wednesday, September 30, from 9 a.m. - 2 p.m. Please remember to bring your claim check tag as this is how you reclaim your pieces. If you have misplaced your claim check tag, please bring a current photo ID of the exhibitor.

# CREATIVE ARTS RULES AND REGULATIONS

## ENTRY INFORMATION

**Who can enter?** ONLY OKLAHOMA RESIDENTS may enter our contests. Exhibitors entering must be amateurs unless an Open/Master (expert) Division is offered.

**Who is considered an amateur?** Someone who earns less than 10% of their income from this skill. If you have taught this craft before, or currently teach, you are not considered an amateur, but may enter in an open class, if available.

**Are there any size limitations?** Furniture may be no larger than 40" in any direction. All other exhibits are limited to 30" in any direction.

**How many exhibits can be entered?** ONE ENTRY PER CLASS (unless otherwise stated.) There is no limit on the total number of entries per exhibitor overall. Photography is the exception with 14 total entries allowed per exhibitor. All entries must have been completed since the final day of the previous Oklahoma State Fair.

**Can I enter something I have entered in the past?** No. Unless otherwise specified, items can only be entered once.

**What is the cost to enter?** CREATIVE ARTS ENTRIES ARE FREE if registered by August 15. (Only the wine contest requires an entry fee.)

**May I mail in my exhibit?** No.

**Do I need to pre-register for live contests?** Yes. All registration is online and you cannot register the day of on-site.

**How do I get into the Fair if I am entered in a live contest?** **ONLY EXHIBITORS** receive FREE ENTRY AND PARKING with live contests. Family and friends will need to purchase a ticket to get in the day of the contest. Please check out our pre-sale of tickets starting in July and ending the day before the start of the Fair.

**All entries must be the work of the exhibitor and completed since the previous Oklahoma State Fair except as noted.**

## CREATIVE ARTS DEPARTMENT REGULATIONS

- The Oklahoma State Fair reserves the right to disqualify or reject any exhibit in its sole discretion, that does not follow general Fair guidelines, requires an excessive amount of space, or if the capacity of the department has been reached. Any contest may be cancelled for lack of entries.
- Each item turned in must be completed by one person, unless otherwise noted in the competition information.
- All work must be original. Art reproduced or rendered from works of masters, from advertisements, materials from published sources, or from widely circulated photographs is not original. Artificial Intelligence (AI) generated art is not allowed, unless specified by the rules.
- Your items will be handled with care, however, Oklahoma State Fair, Inc. is not responsible for items that are damaged or lost while on display during the Fair. If the exhibitor feels it necessary, they must purchase their own insurance at their own expense. Exhibitors MAY NOT supply their own display stands. Only OSF stands will be used for display.
- Each exhibit will be evaluated by qualified individuals and the decision of the judge(s) is final. All cash prizes will be paid from the awards as marked by the judges and not from ribbons that may be attached to the exhibits. Judges are instructed not to award cash prizes unless the exhibit is deemed worthy of the placing awarded. Premium payouts for the Creative Arts Department will be mailed to exhibitors after the close of the Fair.
- Within 90 days from the last day of the 2026 Oklahoma State Fair, it is the responsibility of the Payee to file, in writing, a claim for lost or incorrect awards.
- If it is ascertained that an exhibitor has made any false statement with regards to any article or exhibit, or if any exhibitor attempts to harass or interfere with the judge or judges in the performance of their duties, the exhibitor shall be excluded from competition and forfeit all premiums.
- Any protest must be made in writing and accompanied by a deposit of \$50, which will be forfeited if protest is not sustained. Said protest must state plainly the cause of complaint or appeal and must be filed with the Creative Programs Manager by 5 p.m. on Thursday of the closing week of the Fair. Judges will be encouraged to view exhibits after items have been placed on display with names. If they believe that an exhibitor is not in the correct skill level, that judge will be encouraged to protest the placement.
- Every effort will be made to display entries in an attractive arrangement; however, items entered for competition will be displayed through 3rd place. Other entries will be displayed only as space is available and at the discretion of the superintendents.

## GENERAL JR. ARTS RULES

No piece can exceed 30" in any direction, unless stated on specific competition rules.

Items can not be over 30 lbs.

Items must be created since the previous Fair. If it is proven that items were created before then, the piece will be disqualified.

No weapons, weapon casing, depiction of violence or items alluding to violence/weapons allowed.

All pieces should be dry and ready to be displayed. (i.e., no drying glue, wet paint or resin, etc.)

## PREP YOUR ARTWORK FOR DISPLAY

To insure artwork is handled/hung correctly, follow these following steps.

All pieces should be mounted so they can be hung. This includes pieces drawn on paper, flat-backed canvases and pieces just in matting. If your artwork is flat or a piece of paper, attach it to a black piece of posterboard with no more than a 2" border around the artwork.

Acceptable ways to hang items are to include d-rings with wire to hang, a sawtooth hanger, or a soda pop tab hot/super glued to the back of your piece. Framed pieces will also be accepted.



D-ring with wire



Sawtooth hanger



Drawing on white paper matted  
& soda pop tab for hanging



Soda pop tab holder

For three-dimensional pieces, if there is a proper way to display, please include a note taped to the bottom so we can display your item correctly.

# GUIDELINES & AWARDS

## GUIDELINES

**Register your child by the grade they finished in the previous school year.**

**NO EXHIBIT MAY EXCEED 30" x 30" x 30"**

ALL COOKING ENTRIES (except decorated cakes/cupcakes and pastry type) must be from recipes - no mixes.

Recipes must accompany food entries and be submitted on the recipe template provided at the end of the competition guide.

- **DO NOT** submit food exhibits in storage containers.
- Food items requiring refrigeration **WILL NOT be accepted.**
- Fresh & dried fruits & vegetables **WILL NOT be accepted.**
- **CANDY** - Bring at least 1/2 lb.
- **CAKES** - must be on heavy saran or foil-wrapped cardboard with at least a 1" margin all the way around the cake.
  - Bundt cake, Angel food, fruitcake and pound cakes do not have to be iced.
  - NO cakes accepted in pans.
  - Decorated cakes may be any shape or style and ready for display.
  - Decorated cakes/cupcakes are judged on appearance only.
- **BREADS** are to be a standard, full-size loaf on heavy saran or foil-wrapped cardboard.
- **JAMS** and **JELLIES** are to be sealed in regulation pint or other regulation jelly jar with no paraffin.
- **JEWELRY** or **BEADWORK** Attach your item to 6" x 7" white poster board with tape, pins, paperclips or brads then slip the exhibit inside a zip-closed plastic baggie.

## AWARDS

(Divisions 3630, 3631, 3632, 3633, 3634)

1st place in ea. class will receive \$3; 2nd place in ea. class will receive \$2. Ribbons will be awarded through 10th place in ea. class.

A Best of Show will be awarded in each area in each age group. An overall Grand Champion will be awarded in each area.

**BEST OF SHOW, Cooking (Each Division)..... Rosette**  
**BEST OF SHOW, Needlework (Each Division)..... Rosette**  
**BEST OF SHOW, Ceramics (Each Division)..... Rosette**  
**BEST OF SHOW, Crafts (Each Division)..... Rosette**  
**GRAND CHAMPION (Each Area) ..... Rosette & Medallion**

## AWARDS

(Divisions 3640, 3641)

1st place in ea. class will receive \$3; 2nd place in ea. class will receive \$2. Ribbons will be awarded through 10th place in ea. class.

A Best of Show will be awarded in each area in each age group.

**BEST OF SHOW (Each Division)..... Rosette**

# JR. ARTS COOKING

## Division 3630

As a reminder, please look at the previous page in regards to rules for Jr. Cooking. Items that do not follow these rules will be disqualified.

### 2nd Grade & Younger

- |   |   |                          |
|---|---|--------------------------|
| 01. Cake - any decorated, not to exceed 20" in diameter | 06. Cookies - choc. chip (submit 6)                         | 11. Fudge (submit 6 pc.) |
| 02. Cake - tube, Bundt or 2 layers or more - iced       | 07. Cookies - no-bake (submit 6)                            | 12. Candy (submit 6 pc.) |
| 03. Breads, biscuits or rolls                           | 08. Cookies - not listed (submit 6)                         |                          |
| 04. Cupcakes - decorated (submit 6)                     | 09. Muffins (submit 6)                                      |                          |
| 05. Brownies (submit 6)                                 | 10. Baked item not listed - if individual serving, submit 6 |                          |

### 3rd to 6th Grades

- |   |   |   |
|---|---|---|
| 13. Cake - any decorated, not to exceed 20" in diameter | 19. Cookies - choc. chip (submit 6)                         | 26. Jelly - May submit two (2) items if they are different flavors            |
| 14. Cake - tube, Bundt or 2 layers or more - iced       | 20. Cookies - no-bake (submit 6)                            | 27. Jam or preserves - May submit two (2) items if they are different flavors |
| 15. Breads, biscuits or rolls                           | 21. Cookies - not listed (submit 6)                         |   |
| 16. Yeast or rising breads                              | 22. Muffins (submit 6)                                      |   |
| 17. Cupcakes - decorated (submit 6)                     | 23. Baked item not listed - if individual serving, submit 6 |   |
| 18. Brownies (submit 6)                                 | 24. Fudge (submit 6 pc.)                                    |   |
|   | 25. Candy (submit 6 pc.)                                    |   |

### 7th to 9th Grades

- |   |   |   |
|---|---|---|
| 28. Cake - any decorated, not to exceed 20" in diameter | 34. Brownies (submit 6)                                     | 40. Fudge (submit 6 pc.)  |
| 29. Cake - 2 layers or more, iced                       | 35. Cookies - choc. chip (submit 6)                         | 41. Candy (submit 6 pc.)  |
| 30. Cake - tube or Bundt                                | 36. Cookies - no-bake (submit 6)                            | 42. Jelly - May submit two (2) items if they are different flavors            |
| 31. Breads, biscuits or rolls                           | 37. Cookies - not listed (submit 6)                         | 43. Jam or preserves - May submit two (2) items if they are different flavors |
| 32. Yeast or rising breads                              | 38. Muffins (submit 6)                                      |   |
| 33. Cupcakes - decorated (submit 6)                     | 39. Baked item not listed - if individual serving, submit 6 |   |

### 10th to 12th Grades

- |   |   |   |
|---|---|---|
| 44. Cake - any decorated, not to exceed 20" in diameter | 50. Brownies (submit 6)                                     | 58. Jelly - May submit two (2) items if they are different flavors            |
| 45. Cake - 2 layers or more, iced                       | 51. Cookies - choc. chip (submit 6)                         | 59. Jam or preserves - May submit two (2) items if they are different flavors |
| 46. Cake - tube or Bundt                                | 52. Cookies - no-bake (submit 6)                            |   |
| 47. Breads, biscuits or rolls                           | 53. Cookies - not listed (submit 6)                         |   |
| 48. Yeast or rising breads                              | 54. Muffins (submit 6)                                      |   |
| 49. Cupcakes - decorated (submit 6)                     | 55. Baked item not listed - if individual serving, submit 6 |   |
|   | 56. Fudge (submit 6 pc.)                                    |   |
|   | 57. Candy (submit 6 pc.)                                    |   |

# JR. ARTS NEEDLEWORK

## Division 3631

### 2nd Grade & Younger

01. Embroidery, cross-stitch or needlepoint
02. Crocheted or knitted item
03. Any sewn fleece item
04. Latch-hook item
05. Stuffed toy
06. Pot holder - sewn or woven
07. Apron or dress
08. Doll clothes
09. Quilt - any design, pattern or size - please specify who quilted
10. Pillowcase - handmade
11. Sewn item not listed

### 3rd to 6th Grades

12. Embroidery, cross-stitch or needlepoint
13. Crocheted or knitted item
14. Any sewn fleece item
15. Latch-hook item
16. Stuffed toy
17. Pot holder - sewn or woven
18. Fiber felting item
19. Pillowcase - handmade
20. Apron or dress
21. Skirt, shorts, slacks or pants
22. Patchwork sewing
23. Quilt - any design, pattern or size - please specify who quilted
24. Decorative throw pillow
25. Sewn item not listed

### 7th to 9th Grades

26. Embroidery, cross-stitch or needlepoint
27. Crocheted or knitted item
28. Any sewn fleece item
29. Latch-hook item
30. Stuffed toy
31. Pot holder - sewn or woven
32. Fiber felting item
33. Pillowcase - handmade
34. Apron or dress
35. Skirt, shorts, slacks or pants
36. Patchwork sewing
37. Quilt - any design, pattern or size - please specify who quilted
38. Decorative throw pillow
39. Sewn item not listed

### 10th to 12th Grades

40. Embroidery, cross-stitch or needlepoint
41. Crocheted or knitted item
42. Any sewn fleece item
43. Loomed article
44. Pillowcase - handmade
45. Fiber felting item
46. Apron or simple dress
47. Suit style or lined dress, jacket or coat
48. Blouse or shirt
49. Skirt, shorts, slacks or pants
50. Patchwork sewing
51. Quilt - any design, pattern or size - please specify who quilted
52. Decorative throw pillow
53. Sewn item not listed

# JR. ARTS CERAMICS

## Division 3632

### 2nd Grade & Younger

01. Stained bisque (name technique)
02. Underglaze (name technique)
03. Glaze (name technique)
04. Hand molded, fired clay piece
05. Ceramic item not listed

### 3rd to 6th Grades

06. Stained bisque (name technique)
07. Underglaze (name technique)
08. Glaze (name technique)
09. Hand molded, fired clay piece
10. Ceramic item not listed

### 7th to 9th Grades

11. Stained bisque (name technique)
12. Underglaze (name technique)
13. Glaze (name technique)
14. Hand molded, fired clay piece
15. Ceramic item not listed

### 10th to 12th Grades

16. Stained bisque (name technique)
17. Underglaze (name technique)
18. Glaze (name technique)
19. Hand designed ceramic piece (name technique)
20. Hand molded, fired clay piece
21. Ceramic item not listed

# JR. ARTS YOUNG CRAFTS

## Division 3633

### 2nd Grade & Younger

01. Hand painted plaster or resin piece
02. Decoupage
03. Any scrapbooking item
04. Fabric craft (flowers, etc.)
05. Fabric painting
06. Paper craft
07. Any duct tape item
08. Leather craft
09. Clay flower pot craft
10. String art
11. Weaving
12. Decorative holiday item: Halloween (under 21")
13. Fabric Christmas Stocking (no kits)
14. Decorative holiday item: Christmas (under 21")
15. Decorative holiday item: Other (under 21")
16. Christmas tree ornament: painted
17. Christmas tree ornament: unpainted
18. Pinewood derby car
19. Handmade toy
20. Fashion accessories
21. Hand-made paper-mâché, pulp or strip technique
22. Collections
23. Small home furnishing item
24. Yard art/outdoor décor
25. Any craft using Oklahoma State Fair theme
26. Library craft (made with the Fair)
27. Craft item not listed

### 3rd to 6th Grades

28. Hand painted plaster or resin piece
29. Any scrapbooking item
30. Decoupage
31. Fabric craft (flowers, etc.)
32. Fabric painting
33. Paper craft
34. Candle making
35. Any duct tape item
36. Leather craft
37. Clay flower pot craft
38. String art
39. Weaving
40. Decorative holiday item: Halloween (under 21")
41. Fabric Christmas Stocking (no kits)
42. Decorative holiday item: Christmas (under 21")
43. Decorative holiday item: Other (under 21")
44. Christmas tree ornament: painted
45. Christmas tree ornament: unpainted
46. Wood craft (no kits)
47. Woodworking or wood burning item
48. Pinewood derby car
49. Handmade toy
50. Jewelry - handmade
51. Fashion accessories
52. Hand-made paper-mâché, pulp or strip technique
53. Basket weaving
54. Decorative painting
55. Collections
56. Small home furnishing item
57. Yard art/outdoor décor
58. Any craft using Oklahoma State Fair theme
59. Library craft (made with the Fair)
60. Craft item not listed

# JR. ARTS OLDER CRAFTS

## Division 3634

### 7th to 9th Grades

01. Hand painted plaster or resin piece
02. Any scrapbooking item
03. Decoupage
04. Fabric craft (flowers, etc.)
05. Fabric painting
06. Paper craft
07. Candle making
08. Any duct tape item
09. Leather craft
10. Clay flower pot craft
11. String art
12. Weaving
13. Decorative holiday item: Halloween (under 21")
14. Fabric Christmas Stocking (no kits)
15. Decorative holiday item: Christmas (under 21")
16. Decorative holiday item: Other (under 21")
17. Christmas tree ornament: painted
18. Christmas tree ornament: unpainted
19. Wood craft (no kits)
20. Woodworking or wood burning item
21. Pinewood derby car
22. Handmade toy
23. Jewelry - handmade
24. Fashion accessories
25. Hand-made paper-mâché, pulp or strip technique
26. Basket weaving
27. Decorative painting
28. Collections
29. Small home furnishing item
30. Yard art/outdoor décor
31. Any craft using the Oklahoma State Fair theme
32. Library craft (made with the Fair)
33. Craft item not listed

### 10th to 12th Grades

34. Hand molded piece - air or heat dried (name medium)
35. Polymer clay art
36. Hand painted plaster or resin piece
37. Plaster piece (no plaques)
38. Decoupage
39. Fabric craft (flowers, etc.)
40. Fabric painting
41. Paper craft
42. Candle making
43. Metal punch art
44. Leather craft
45. Clay flower pot craft
46. String art
47. Weaving
48. Decorative holiday item: Halloween (under 21")
49. Fabric Christmas Stocking (no kits)
50. Decorative holiday item: Christmas (under 21")
51. Decorative holiday item: Other (under 21")
52. Christmas tree ornament: painted
53. Christmas tree ornament: unpainted
54. Wood craft (no kits)
55. Woodworking or wood burning item
56. Pinewood derby car
57. Fashion accessories
58. Hand-made paper-mâché, pulp or strip technique
59. Beadwork
60. Jewelry - handmade
61. Basket weaving
62. Decorative painting
63. Collections
64. Small home furnishing item
65. Yard art/outdoor decor
66. Any craft using the Oklahoma State Fair theme
67. Library craft (made with the Fair)
68. Craft item not listed

**POSTER CONTEST:  
AMERICA'S BIRTHDAY  
Division 3635**

Join us in celebrating America's 250th birthday by creating a poster celebrating this huge milestone! Create a 11" x 14" poster highlighting America's greatest accomplishments. Include at least two of your favorite facts about our country.

Poster can be either landscape or portrait. Artwork must be original and include a patriotic theme. Artwork can be digital, paint, marker, crayon, or mixed medium.

People's Choice will be awarded for this contest. People's Choice will be voted on daily and be announced on the second Saturday of the Oklahoma State Fair.

- 01. Kindergarten - 5th grades
- 02. 6th - 12th grades

**AWARDS**

Ribbons will be awarded through 10th place in each class.

- 1st Place (in each class) ..... Ribbon & \$20**
- 2nd Place (in each class) ..... Ribbon & \$10**
- 3rd Place (in each class) ..... Ribbon & \$5**
- People's Choice ..... Rosette & \$25**



# GIRL SCOUTS

## Division 3636

Regular registration deadlines apply. See pages 2 & 3 of Jr. Arts Competition Guide for registration deadlines. A Girl Scout troop may present an activity participated in during the past year, as a troop project. **Enter with last year's age/program level.**

**Display Guidelines:** Bronze/Silver/Gold displays will be limited to one activity, which may be displayed within a case 48" wide, 12" to 22" deep, and 17" high or free standing on a tri-fold board 18" tall by 48" wide.

**Poster Guidelines:** Posters must be between the sizes of 11" x 17" and 24" x 36" and easily be hung.

### GIRL SCOUTS

#### Leaders

01. Troop Leader Project - Submit a message telling why you invest your time and efforts in your troop.
02. Collection of prior badges/pictures
03. Historical Uniform
04. Community Project

#### Daisy

05. Girl Scout Themed Artwork
06. Holiday Decoration or Craft
07. First Aid Kit
08. Clothing Item
09. Uniform
10. Class Not Listed

#### Brownie

11. Girl Scout Themed Artwork
12. Creative Stitchery

13. First Aid Kit
14. Poster - *How I Live By The Girl Scout Law*
15. Uniform
16. Class Not Listed

#### Junior

17. Girl Scout Themed Artwork
18. STEM Project
19. Poster - *How I Live By The Girl Scout Law*
20. Bronze Award \*
21. Uniform
22. Class Not Listed

#### Cadette

23. Girl Scout Themed Artwork
24. Wearable Item
25. Poster - *How I Live By The Girl Scout Law*
26. Silver Award \*
27. Uniform
28. Class Not Listed

#### Senior

29. Girl Scout Themed Artwork
30. Creative Play - Create a game or puzzle
31. Poster - *How I Live By The Girl Scout Law*
32. Gold Award \*
33. Uniform
34. Class Not Listed

#### Ambassador

35. Girl Scout Themed Artwork
36. Creative Play - Create a game or puzzle
37. Poster - *How I Live By The Girl Scout Law*
38. Gold Award \*
39. Uniform
40. Class Not Listed

**\* - must be displayed on tri-fold board**

## AWARDS

Ribbons will be awarded through 10th place in each class.

**Best of Show**.....**Rosette**

# SCOUTING AMERICA

## Division 3637

Regular registration deadlines apply. See pages 2 & 3 of Jr. Arts Competition Guide for registration deadlines. **Enter with last year's age/program level.**

**Display Guidelines:** Community/Eagle Scout displays will be limited to one activity, which may be displayed within a case 48" wide, 12" to 22" deep, and 17" high or free standing on a tri-fold board 18" tall by 48" wide.

**Pinewood Derby Cars:** Pinewood Derby cars entered in this division will be the property of the Oklahoma State Fair from the day the item is dropped off until scheduled item release. The car will be put on display only and will not be in a race. No exceptions.

### Scouting America

#### Leaders

- 01. Pinewood Derby - car only - made by unit leader
- 02. Unit Leader Project - submit an essay telling us why you invest the time & efforts into your unit. Must be typed.
- 03. Collection of prior badges/photos
- 04. Historical Uniform

#### Lion & Tiger

- 05. Scouting America Themed Artwork
- 06. Nature Craft
- 07. Pinewood Derby car - display only
- 08. Class Not Listed

#### Wolf

- 09. Scouting America Themed Artwork
- 10. Nature Craft
- 11. First Aid Kit
- 12. Pinewood Derby car - display only
- 13. Uniform
- 14. Class Not Listed

#### Bears

- 15. Scouting America Themed Artwork
- 16. Nature Craft
- 17. Camp Gadget - Handmade (no weapons/knives)
- 18. First Aid Kit
- 19. Pinewood Derby car - display only
- 20. Uniform
- 21. Class Not Listed

#### Webeles & Arrow of Light

- 22. Scouting America Themed Artwork
- 23. Knot Board - minimum 6 knots
- 24. Camp Gadget - Handmade (no weapons/knives)
- 25. Arrow of Light - Handmade
- 26. Pinewood Derby car - display only
- 27. Uniform
- 28. Class Not Listed

#### Scouts to First Class

- 29. Scouting America Themed Artwork
- 30. Knot Board - minimum 6 knots
- 31. Camp Gadget - Handmade (no weapons/knives)
- 32. Community Project \*
- 33. Uniform
- 34. Class Not Listed

#### Stars through Eagles

- 35. Scouting America Themed Artwork
- 36. Harmonica - Homemade
- 37. Camp Gadget - Handmade (no weapons/knives)
- 38. Community/Eagle Scout Project \*
- 39. Uniform
- 40. Class Not Listed

**\* - must be displayed on tri-fold board**

## AWARDS

Ribbons will be awarded through 10th place in each class.

**Best of Show** ..... **Rosette**

**KIDS HELPING KIDS -  
INFANT CRISIS CENTER CONTEST  
Division 3638**

Every year, Creative Arts participants enter beautiful hand-made artwork, crafts and sewn items to be displayed during the Fair. Now, junior artisans have an opportunity to donate their exhibits to an Oklahoma organization that helps children in need.

Infant Crisis Services provides clothing along with life sustaining formula, food and diapers to babies and toddlers in time of crisis, because no baby should go hungry.

Exhibitors may enter up to three items in each class.

All items entered into this division will be displayed together during the annual Oklahoma State Fair. Selected items will then be donated to Infant Crisis Services after the Fair ends.

Award ribbons will be returned to exhibitors at the close of the Fair.

- 01. Fleece item - cap/hat or throw/blanket (no larger than 60" x 60")
- 02. Any crocheted or knitted baby item (toys should not have any choking hazards such as loose button eyes, pom poms, etc. and booties should not have extra string/ribbon ties)

**AWARDS**

Ribbons will be awarded through 10th place in each class. A special charity ribbon will be awarded to each exhibitor.

**BEST OF SHOW .....Rosette**



**Organization Information:**

It is hard to imagine anything more stressful than sending your baby to bed hungry, yet it happens every day in central Oklahoma. Infant Crisis Services strives to make a difference in the life of a hungry baby. They provide formula, food, diapers, clothing and other essential items to babies during a very critical stage in a baby's development. Infant Crisis Services also serves as a link to connect families with other helping agencies and programs that lead to self-sufficiency. They believe each individual should be treated with compassion and respect.

**Statistics:**

- One in four Oklahoma babies go to bed hungry.
- 85% of brain development occurs during the first 3 years of life.
- There are close to 38,000 babies and toddlers living in poverty in central Oklahoma.
- In 2020 - 2021, Infant Crisis Services served more than 21,900 babies and toddlers.
- In 2020 - 2021, Infant Crisis Services gave away 8,325 bottles with 233,100 bottles of formula and 972,752 diapers.

**KINDNESS FOR KIDS-  
PROJECT LINUS CONTEST  
Division 3639**

This Creative Arts contest is here to provide blankets given to children who are seriously ill, traumatized or otherwise in need, through gifts of new handmade blankets and Afghans. Oklahoma kids can now create a beautiful blanket to donate to a child in need.

Exhibitors may enter up to two items per class. If you would like to enter more than two items in a particular class, please call 405-948-6731.

All items entered into this division will be displayed together during the annual Oklahoma State Fair and then donated to The Linus Project after the Fair ends. Award ribbons will be returned to exhibitors at the close of the Fair.

Blankets must be made in fabrics and colors suitable for children 0 – 18 years of age. No wool products are allowed.

- 01. Tummy Time Blankets (45" x 45")
- 02. Crib Blankets (40" x 60")
- 03. Comfort Blankets – 0 – 5 (40" x 60")
- 04. Comfort Blankets – 6 – 18 (63" x 87")



**AWARDS**

Ribbons will be awarded through 10th place in each class. A special charity ribbon will be awarded to each exhibitor.

**BEST OF SHOW .....Rosette**

**Organization Information:**

Founded in 1995, the mission of Project Linus is to provide love, a sense of security, warmth and comfort to children who are seriously ill, traumatized, or otherwise in need, through the gifts of new handmade blankets and afghans, lovingly created by volunteer “blanketeers.” They also are able to provide a rewarding and fun service opportunity for interested individuals and groups in local communities for the benefit of children.

Website: [www.projectlinus.org](http://www.projectlinus.org)

# YOUTH FINE ARTS

## Division 3640

The finished overall size of artwork including any poster board border of 1" or more, frame or mat is 30" in any direction. All artwork must be ready to hang or mount. For safety, PLEASE REMOVE ALL GLASS from any frame. No art piece should weigh over 5 lbs.

### 2nd grade & younger

01. Glass art
02. Mosaic art
03. Acrylic paints
04. Water based paint
05. Pencil - graphite
06. Pencil - colored
07. Marker (any type)
08. Chalk
09. Scratchboard
10. "By the numbers" project
11. Crayon
12. Sculpture (paper, wire, clay, etc.)
13. Finger painting
14. Mixed medium
15. Miscellaneous art

### 3rd - 6th grades

16. Glass art
17. Mosaic art
18. Acrylic paints
19. Water based paint
20. Pencil - graphite
21. Pencil - colored
22. Marker (any type)
23. Pen and ink
24. Oil based paint
25. Charcoal
26. Pastels
27. Chalk
28. Scratchboard
29. "By the numbers" project
30. Crayon
31. Sculpture (paper, wire, clay, etc.)
32. Mixed medium
33. Miscellaneous art

### 7th - 9th grades

34. Glass art
35. Mosaic art
36. Acrylic paints
37. Water based paint
38. Pencil - graphite
39. Pencil - colored
40. Marker (any type)
41. Charcoal
42. Pen and ink
43. Oil based paint
44. Pastels
45. Chalk
46. Scratchboard
47. Crayon
48. Sculpture (paper, wire, clay, etc.)
49. Mixed medium
50. Miscellaneous art

### 10th - 12th grades

51. Glass art
52. Mosaic art
53. Acrylic paints
54. Water based paint
55. Pencil - graphite
56. Pencil - colored
57. Marker (any type)
58. Charcoal
59. Pen and ink
60. Oil based paint
61. Pastels
62. Chalk
63. Scratchboard
64. Crayon
65. Sculpture (paper, wire, clay, etc.)
66. Mixed Medium
67. Miscellaneous art

## TRASH 2 TREASURE: RECYCLED CRAFTS

### Division 3641

- Entries must incorporate recycled items or use existing items in a new way.
- Entries must be at least 50% recycled (unless otherwise stated).
- Items entered in 100% recycled category must be an item transformed into something of a different use (if it started off as pants, it cannot be a pant/short).

#### Judging criteria:

Percentage of recycled material used - 30%

Creative use of materials - 40%

Practicality and durability: submissions are practical and durable - 10%

Coolness factor and aesthetics: submissions are unique, interesting, and/or visually pleasing and stimulating - 20%

### 2nd grade & younger

01. Clothing
02. Jewelry/accessory
03. Usable item
04. Decorative item
05. 100% recycled

### 3rd - 6th grades

06. Clothing
07. Jewelry/accessory
08. Usable item
09. Decorative item
10. 100% recycled

### 7th - 9th grades

11. Clothing
12. Jewelry/accessory
13. Usable item
14. Decorative item
15. 100% recycled

### 10th - 12th grades

16. Clothing
17. Jewelry/accessory
18. Usable item
19. Decorative item
20. 100% recycled

# SEASONS GREETINGS CONTEST

## Division 3642

The Oklahoma State Fair would like to enlist YOU to help us design the State Fair Holiday Card for a chance to have your design featured on the official 2026 Oklahoma State Fair Holiday Card. These cards will be sent to local and national businesses as well as personal friends of the Fair. The design chosen will either be printed on the cards and/or sent electronically. On the back of the card, the designer's name and age will be listed. Children will enter in their age divisions – 2nd grade & younger, 3rd – 6th grades, 7th – 9th grades, 10th – 12th grades. Oklahoma State Fair judges will judge the card and select the winners. A separate committee will choose the artwork that will be used for the holiday card from all submitted designs.

Each Holiday Card must be created on a plain, white piece of copy paper (8.5" x 11") and created horizontally. Artwork must be original and hand-drawn. No digital artwork will be accepted. The subject of your artwork must be Oklahoma State Fair related, with a holiday twist. Examples include Ferris Wheels, carnival rides, food, animals, etc. Just draw your favorite thing about the Oklahoma State Fair but make it holiday!

Contestants can submit their original artwork in two separate ways.

First, entries can be received by mail between July 3 and August 20. Items received later than August 20 will not be accepted. The artwork must be received flat with no folds and include a separate sheet of paper which includes the artist's name, entry number of submission from registration and contact information that matches the registration. Items cannot be dropped off and must be received in the mail.

Second, entries can also be dropped off during Creative Arts Take-In on either Saturday, August 29, from 10 a.m. to 4 p.m. or Sunday, August 30, from 11 a.m. to 4 p.m. in the Oklahoma Arts Building.

Once submitted, artwork becomes the property of the Oklahoma State Fair and will not be returned to the artists. Oklahoma State Fair reserves the right to modify the art as seen fit for use. Winners will be announced no later than September 9th.

01. 2nd grade & younger
02. 3rd - 6th grades
03. 7th - 9th grades
04. 10th - 12th grades

Mail entries to:  
Oklahoma State Fair  
ATTN: Morgan Chappell  
3001 General Pershing Blvd  
Oklahoma City, OK 73107

### AWARDS

Ribbons will be awarded through 10th place in each class.

**1st Place (in each class) ..... Ribbon & \$10**

**BEST OF SHOW ..... Rosette, two (2) Season Passes to the  
2026 Oklahoma State Fair & \$50**

**Season Greetings Card Winner ..... Rosette, two (2) Season Passes to the  
2026 Oklahoma State Fair & \$50**

# BEST DRESSED PUMPKIN CONTEST

## Division 3643

**Thursday, September 17, 2026**

**Check-in:** 3:30 - 4 p.m. (NO LATE CHECK-INS)

**Judging Begins:** 4:30 p.m.

**Location:** Oklahoma Arts Building - Lower Bay

Contestants are asked to decorate/carve ARTIFICIAL pumpkins for this event. Real pumpkins WILL NOT be accepted, no matter what. One entry per contestant.

Pumpkins will remain on display for the duration of the Fair. Participants may pick up their entries per the release instructions in the Creative Arts calendar of events.

Pumpkins can be dressed or decorated as storybook characters (Cinderella, Humpty Dumpty, Harry Potter, etc.), real characters (police officer, firefighter, nurse, etc.) or traditional Halloween characters (witch, scarecrow, Dracula, etc.). Pumpkins will be judged on originality, decorations, creativity and craftsmanship.

- 01. 2nd grade & younger
- 02. 3rd - 6th grades
- 03. 7th - 9th grades
- 04. 10th - 12th grades

### AWARDS

Ribbons will be awarded through 10th place in each class.

<b>1st Place (in each class)</b> .....	<b>Ribbon &amp; \$20</b>
<b>2nd Place (in each class)</b> .....	<b>Ribbon &amp; \$10</b>
<b>3rd Place (in each class)</b> .....	<b>Ribbon &amp; \$5</b>
<b>People's Choice</b> .....	<b>Rosette &amp; \$20</b>
<b>BEST DRESSED PUMPKIN</b> .....	<b>Rosette &amp; \$25</b>



# JR. TABLE DECORATING CONTEST

## Division 3644

**Wednesday, September 16, 2026**

**Check-in:** 5:15 - 5:45 p.m. (NO LATE CHECK-INS)

**Table Decorating:** 5:45 - 6:30 p.m.

**Judging Begins:** 6:30 p.m.

**Location:** Oklahoma Arts Building - Upper Bay  
(Please enter through west doors)



CONVENTIONS & MORE

OKLAHOMA CITY

### 2026 Table Decorating Contest Theme: Route 66 Stop

**Registration opens August 1. The first 15 registered will be accepted. If the contest is full, contact the Creative Programs department to be placed on a waitlist.**

#### Contest requirements:

Create a tablescape with ONE place setting on a 30" round table. The design should be set for a party for a recurring event Route 66 Stop. What are some examples? There's so many! Examples are the Gateway Arch, Chicago, Lincoln Home, the Blue Whale, the Milk Bottle - the list can go on and on! Decorations may incorporate centerpieces, decorative items, etc. Skillful hand craftsmanship of any element of the table setting will be given consideration in judging. Decorations may be real or artificial, but they must hold up for the entire display time. Table decorations should incorporate some aspect of the theme.

- Table decorating is limited to tabletop only – props will not be allowed on the floor
- Each table setting must include a menu on a 5 x 7 card and no more than one place setting with the proper utensils needed for items listed on the menu.
- Table coverings should reach to floor. (Table height is 30") A standard 90" tablecloth is appropriate.
- Decorations must be placed on the table and cannot exceed 30" height from the table top.

#### PLEASE NOTE: THIS CONTEST TAKES PLACE PRIOR TO THE FAIR!

Set-up and judging for Table Decorating Contest will be held on Wednesday, September 16, 2026. Tables will be on display in the Upper Bay of the Oklahoma Arts Building for the **ENTIRE RUN OF THE FAIR!** All participants (or guardians) will be asked at check-in if they would like to collect their items Sunday, September 27 between 8 and 9 p.m., or Tuesday, September 29 during reclaim. **ITEMS MUST BE PICKED UP BY TUESDAY** or items will become property of the State Fair. Participants who plan to pick up items Sunday will be put on a list for date of pick up. If someone else is breaking down your exhibit, please be sure they have a signed note from you.

#### Judging Criteria:

Visual appeal - Tables are judged on creativity and theme continuity.

Menu - Menu should be balanced and reflect the theme of your party.

Setting and proper placement - Place setting should have proper placement and spacing of dining pieces needed for all listed menu items placed in their proper location, not including the serving plates and bowls.

#### AWARDS

Ribbons will be awarded through 10th place

**1st Place**..... Rosette & \$100

**2nd Place**..... Ribbon & \$50

**3rd Place**..... Ribbon & \$25

# SHAWNEE MILLS PANCAKES, FLAPJACKS & GRIDDLE CAKES

## Division 3645

**Saturday, September 26, 2026**

**Check-in:** 9:30 - 10 a.m. (NO LATE CHECK-INS)

**Contest Begins:** 10 a.m.

**Location:** Oklahoma Arts Building - Kitchen Stage

- Shawnee Mills will provide a package of pancake mix to each contestant for each class and provide the cash awards.
- The Oklahoma State Fair will provide cooking and serving utensils, 1 egg and 1 cup of milk for the contestants.
- Each contestant should bring their recipe typed on plain 8 1/2" by 11" paper and the ingredients they wish to add to the basic pancake batter to make their pancakes the best. Contestants can make up to 3 pancakes. All three pancakes must represent one recipe. For example, a chocolate-banana-peanut butter recipe could include one pancake topped with each ingredient, but all pancakes of an entry must be part of the same recipe.
- Additional ingredients must be prepared before arriving at the contest; ingredients must be ready to mix into the batter or serving. Pancakes must be cooked on medium to high heat. Please bring additional condiments for serving like butter, syrup, honey, etc.
- Each contestant has a 20-minute time limit to prepare his/her pancakes.

**ONLY contestants and Fair staff will be allowed in the cooking area.**

### Judging Criteria:

Consideration will be given to preparation, presentation and creativity in use of the pancake mix, texture, taste and flavor.

01. Kindergarten - 5th grade - Traditional pancakes
02. Kindergarten - 5th grade - Crepe style pancakes
03. 6th - 12th grade - Traditional pancakes
04. 6th - 12th grade - Crepe style pancakes



### AWARDS

Premiums provided by Shawnee Mills

Ribbons will be awarded through 10th place in each class.

- |   |                           |
|---|---------------------------|
| <b>1st Place (each class)</b> .....             | <b>Rosette &amp; \$25</b> |
| <b>2nd Place (each class)</b> .....             | <b>Ribbon &amp; \$15</b>  |
| <b>3rd Place (each class)</b> .....             | <b>Ribbon &amp; \$10</b>  |
| <b>BEST OF SHOW (Combined age groups)</b> ..... | <b>Rosette &amp; \$25</b> |

# KIDS' COOKIE CONTEST

## Division 3646

**Sunday, September 27, 2026**

**Check-in:** 1 - 1:45 p.m. (NO LATE CHECK-INS)

**Judging Begins:** 2 p.m.

**Location:** Oklahoma Arts Building - Middle Bay Demonstration Stage

- Entries must not need refrigeration.
- Cookies will be judged by KIDS, 100% on taste, texture and originality.
- Print or type recipe on plain 8 1/2" x 11" sheet of paper listing ingredients, amounts and order used, complete directions for assembly, timing, yield and any other helpful information.
- Submit six of the prepared cookies for judging. Cookies must be made solely by the contestant.
- The 2026 first place winner will be invited to be a judge for the 2027 contest.

### AWARDS

Ribbons will be awarded through 10th place in each class.

<b>1st Place</b> .....	<b>Rosette &amp; \$50</b>
<b>2nd Place</b> .....	<b>\$25</b>
<b>3rd Place</b> .....	<b>\$15</b>
<b>4th Place</b> .....	<b>\$10</b>
<b>5th Place</b> .....	<b>\$5</b>

# READING IS SWEET

## Division 3647

**Sunday, September 20, 2026**

**Check-in:** 5:15 - 5:45 p.m. (NO LATE CHECK-INS)

**Judging Begins:** 6 p.m.

**Location:** Oklahoma Arts Building - Middle Bay Demonstration Stage

Do you have a book or a favorite character you have always wanted to make a treat for? Is there book art that made you want to decorate a cookie or a cake? This is the contest for you! Be creative and make something you think would be in the book, or a treat your favorite character would enjoy. Contestants will need to include a short written description listing your favorite book and why you made the item. Recipe must also be included. All decorations must be edible.

### AWARDS

Ribbons will be awarded through 10th place

<b>1st Place</b> .....	<b>Rosette &amp; \$25</b>
<b>2nd Place</b> .....	<b>Ribbon &amp; \$15</b>
<b>3rd Place</b> .....	<b>Ribbon &amp; \$10</b>

# WRAPPED IN COURAGE

## Division 3648

**Thursday, September 24, 2026**

**Check-in:** 4:45 - 5:15 p.m. (NO LATE CHECK-INS)

**Modeling Begins:** 5:30 p.m.

**Location:** Special Events Area - Modern Living

Pediatric cancer is the leading cause of death by disease for children in America – around 15,000 children are diagnosed annually. One of the ways we can help the journey be less uncomfortable is by designing fun, unique hospital gowns for patients.

Once registration closes on August 15, you will be mailed a gown to design in your own unique fashion. You can draw, paint, sew or add any other embellishments you think would make a child cancer patient sparkle with joy.

On Thursday, September 24, you will bring your gown to the Special Events Area in the Modern Living Building during the WOW! Fest for childhood cancer thrivers to model your magnificent creation!

### AWARDS

Ribbons will be awarded through 10th place.

<b>BEST IN SHOW</b> .....	<b>Rosette &amp; \$100</b>
<b>People's Choice</b> .....	<b>Rosette &amp; \$50</b>
<b>Most Inspirational</b> .....	<b>Rosette &amp; \$25</b>
<b>Most Entertaining</b> .....	<b>Rosette &amp; \$25</b>

# VOICE OF THE FAIR: POETRY CONTEST

## Division 3526

**Friday, September 18, 2026**

**Check-in:** 6:45 - 7:15 p.m. (NO LATE CHECK-INS)

**Judging Begins:** 7:30 p.m.

**Location:** Arts Annex

Anyone age 14 and older is welcome to enter. Registration will be limited to the first 30 entrants. A printed copy of the poem must be submitted at check-in. The Oklahoma State Fair retains the right to publish portions of the poems for promotional purposes. Poems may be up to 2 minutes in length. The performer will be warned at 1:50 and stopped at 2 minutes. Subject matter must be G rated with no profanity. The style may be of a rhyming or non-rhyming scheme. Order of appearance will be done through a random draw prior to competition. Audience Favorite ballots will be distributed prior to the first contestant in each class. Those voting must be present for the entire contest.

### AWARDS

Ribbons will be awarded through 10th place.

<b>BEST IN SHOW</b> .....	<b>Rosette &amp; \$100</b>
<b>People's Choice</b> .....	<b>Rosette &amp; \$50</b>
<b>Most Inspirational</b> .....	<b>Rosette &amp; \$25</b>
<b>Most Entertaining</b> .....	<b>Rosette &amp; \$25</b>

# GRILLED CHEESE CHAMPIONSHIPS

## Division 3613

**Friday, September 25, 2026**

**Check-in:** 4:45 - 5:15 p.m. (NO LATE CHECK-INS)

**Contest Begins:** 5:30 p.m.

**Location:** Oklahoma Arts Building - Kitchen Stage

There's just something about bread, butter and cheese!

- Each contestant will assemble, prepare and cook their sandwich on the kitchen stage. All ingredients need to be prepared in advance (washed, sliced, chopped, etc.) and competitors must provide their own pans, and utensils.
- Sandwiches will be judged on:
  - Taste: 40%
  - Presentation: 30%
  - Creativity: 30%

01. Traditional - White bread, butter or margarine (no flavors or infusions) and 'orange' cheese (American or cheddar)
02. Touch of Sweet - Any bread, any cheese, sweet ingredient(s) such as fruit
03. The Melting Pot - Any bread, any butter or margarine, any cheese PLUS additional ingredient(s)
04. Jr. Division - All sandwiches prepared by exhibitors ages 18 and under

### AWARDS

Ribbons will be awarded through 10th place in each class.

<b>1st Place (Each Class)</b> .....	<b>Rosette &amp; \$50</b>
<b>2nd Place (Each Class)</b> .....	<b>Ribbon &amp; \$25</b>
<b>3rd Place (Each Class)</b> .....	<b>Ribbon &amp; \$15</b>



